

INOX / STYLE[®]



2021

CATALOGUE FOR RESELLERS

CATALOGUE PRODUITS POUR LES REVENEURS

CATALOGO PRODOTTI PER I RIVENDITORI



2021

Catalogue for resellers

Catalogue produits pour les revendeurs

Catalogo prodotti per i rivenditori

INOX STYLE®

Copyright 2012-2021 Inoxstyle Srl

Trademarks, designs and models of the products presented in this document are registered and deposited by Inoxstyle Srl.

Les marques, dessins et modèles des produits présentés dans le document sont déposés par Inoxstyle Srl.

I marchi, i disegni e modelli dei prodotti presentati nel documento sono registrati e depositati da Inoxstyle Srl.

Outdoor Showers Douches extérieures Docce da esterno

Dream Yacht _____	pag. 5
Clef _____	8
Eidothea _____	12
Yacht _____	16
Interlude _____	20
Motivo _____	24
Aria Cylinder _____	28
Sole 48 _____	32
Sole 60 _____	36
Riva _____	40
Tecno _____	43
Tecno Cube _____	46
Dream Carbon _____	50
Carbon & Steel _____	52
Full Carbon _____	56
Tecno Cube Square _____	59

Outdoor Showers Multiple Arms Douches extérieures à bras multiples Docce da esterno a bracci multipli

Preludio _____	60
Melody Cylinder _____	64
Aurora _____	70
Tecno Cube 100 _____	71

Columns Colonnes extérieures Colonne da esterno

Telefono _____	72
Telefono Ellipse _____	73
Telefono Cube _____	76
Saturnia _____	80
Saturnia Cube _____	80
Pellicano _____	80
Pellicano Cube _____	80

Fountains Fontaines Fontane

Niagara Cube _____	81
Niagara Cylinder _____	81
Niagara Rio _____	81
Colorado _____	81

Wall Mounting Outdoor Showers Douches de tête murales Bracci doccia da esterno

Viareggio _____	82
Sorrento _____	84
Amalfi _____	86
Arco _____	86
Forte Dei Marmi _____	86
Ischia _____	86
Zig _____	86
Capri _____	86
Portofino _____	86
Sanremo _____	86

Wall Mounting Water Controls Mélangeurs pour l'extérieur Miscelatori per esterno

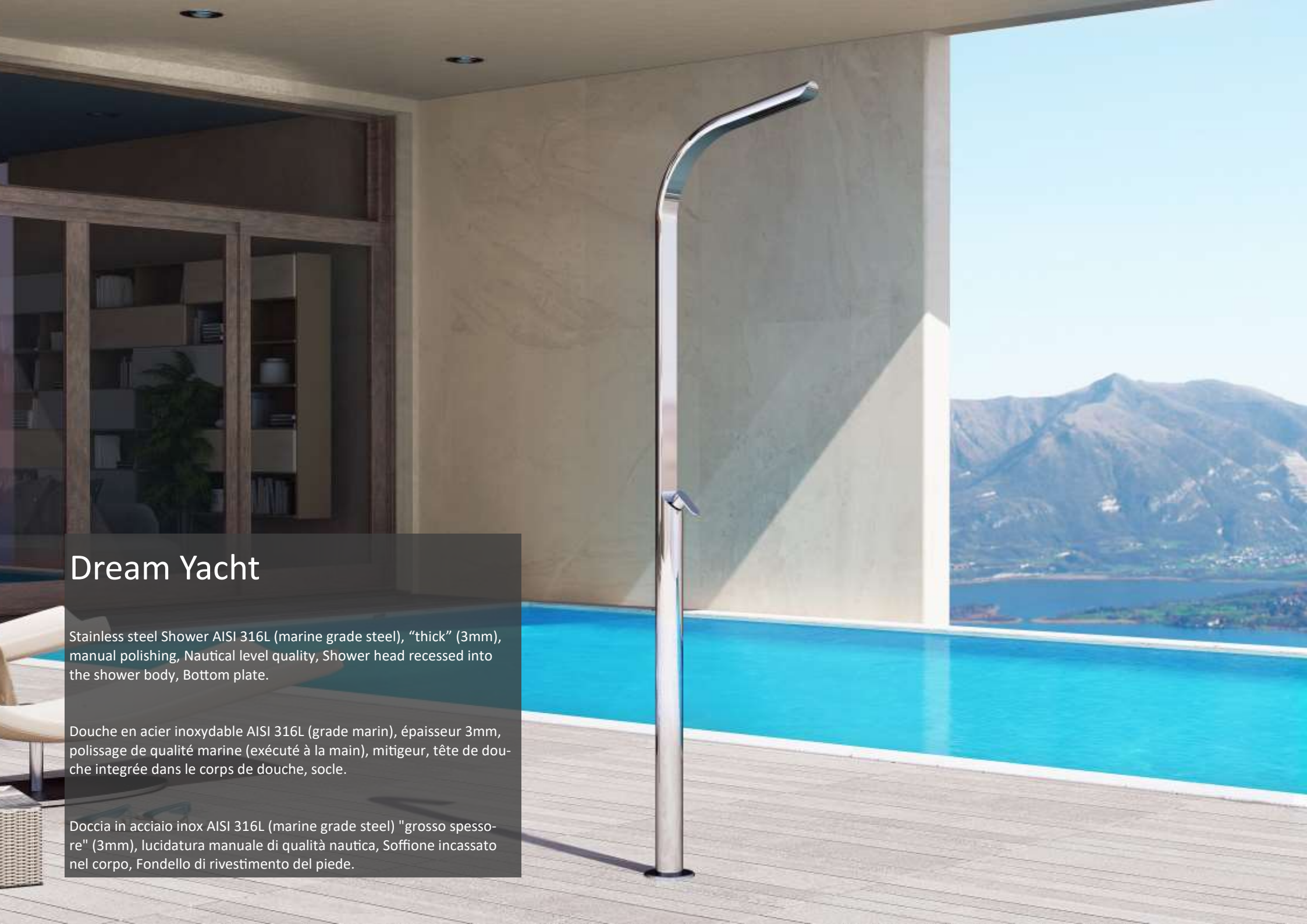
Viareggio line _____	83
Sorrento line _____	85
Mix Inox _____	87
Mix Carbon _____	89

Dream Yacht

Stainless steel Shower AISI 316L (marine grade steel), "thick" (3mm), manual polishing, Nautical level quality, Shower head recessed into the shower body, Bottom plate.

Douche en acier inoxydable AISI 316L (grade marin), épaisseur 3mm, polissage de qualité marine (exécuté à la main), mitigeur, tête de douche intégrée dans le corps de douche, socle.

Doccia in acciaio inox AISI 316L (marine grade steel) "grosso spessore" (3mm), lucidatura manuale di qualità nautica, Soffione incassato nel corpo, Fondello di rivestimento del piede.



Dream Yacht



S	Faucet (cold or premixed water) — Robinet (eau froide ou prémélangée) — Rubinetto (acqua fredda o premiscelata)	01036-S
SL	Faucet and foot shower — Robinet et rince-pieds — Rubinetto e Lavapiedi	01036-SL
SDT	Faucet and handheld shower head with diverter — Robinet et douchette à main avec inverseur — Rubinetto e Telefono con deviatore	01036-SDT
M	Mixer tap (hot/cold water) — Mitigeur (eau chaude/froide) — Miscelatore (acqua calda/fredda)	01036-M
ML	Mixer tap (hot/cold water) and foot shower (cold) — Mitigeur (eau chaude/froide) et rince-pieds (froide) — Miscelatore (acqua calda/fredda) e Lavapiedi (fredda)	01036-ML
MDT	Mixer tap and handheld shower head with diverter — Mitigeur et douchette à main avec inverseur — Miscelatore e Telefono con deviatore	01036-MDT
MMT	Mixer and handheld shower head with dedicated mixer — Mitigeur pour douche de tête et mitigeur pour douchette à main — Miscelatore e Telefono con miscelatore dedicato	01036-MMT



Dream Yacht



Dream Yacht S
(Faucet: Cold or Pre-mixed water)



Dream Yacht M
(Faucet Mixer: Hot/Cold water)



Dream Yacht ML
(Faucet Mixer + Footwash with faucet)

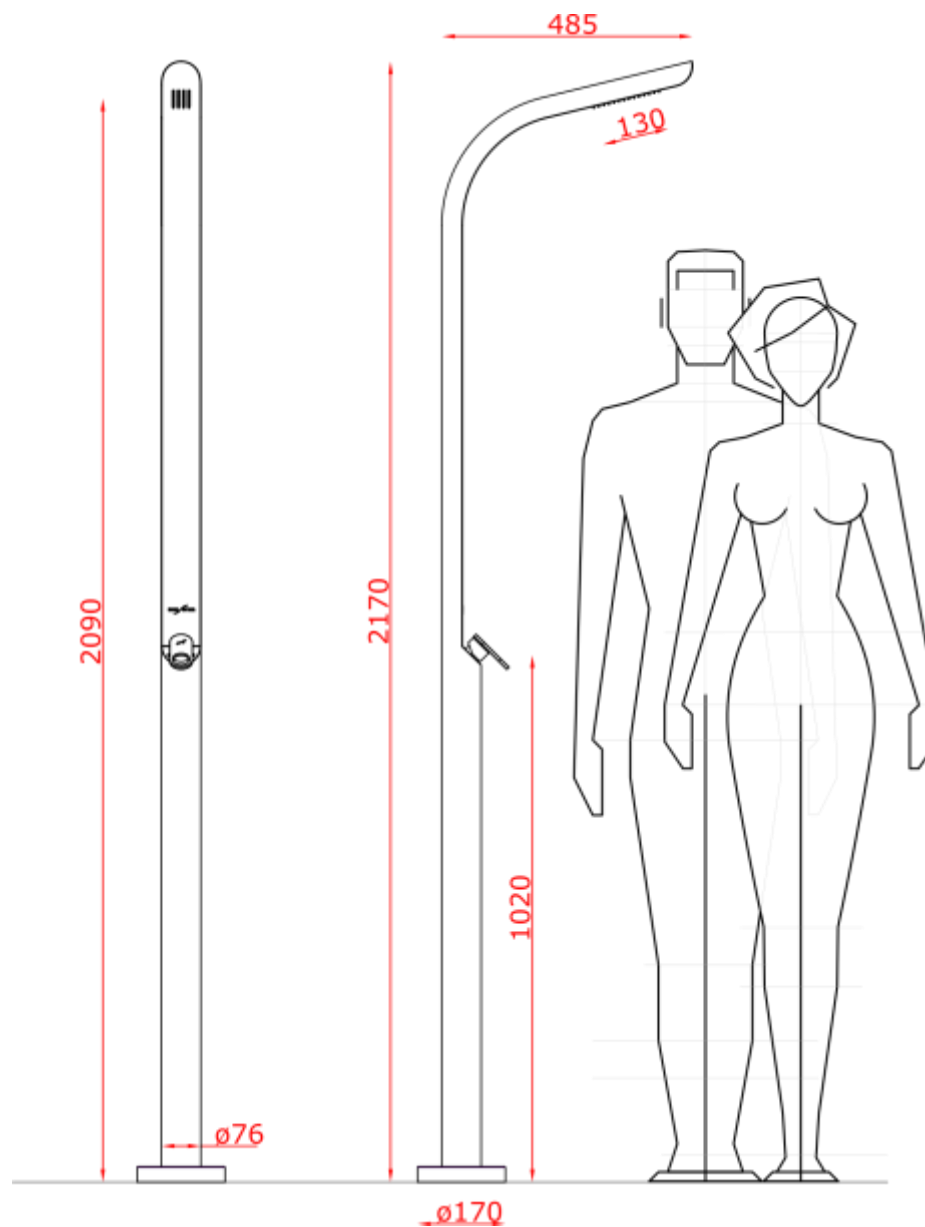


Dream Yacht MDT
(Faucet Mixer + Hand shower with Diverter)



Dream Yacht MMT
(Faucet Mixer + Hand shower with Faucet Mixer)

Dream Yacht



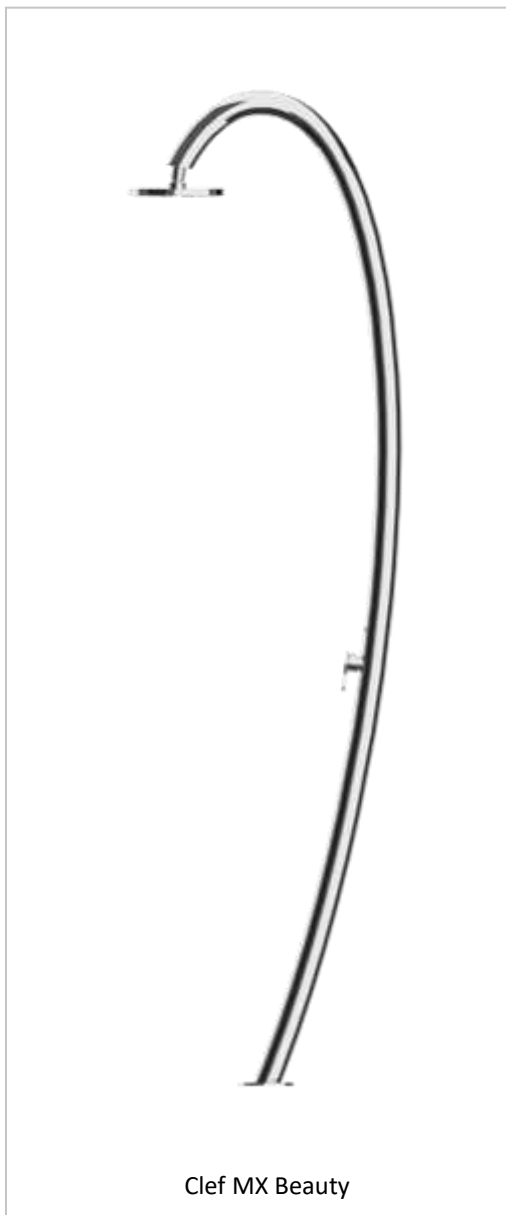


Clef

Stainless steel Shower AISI 316L (marine grade steel), "thick" (3mm), manual polishing, Nautical level quality, Visible mounting.

Douche en acier inoxydable AISI 316L (grade marin), épaisseur 3mm, polissage de qualité marine (exécuté à la main), fixation visible.

Doccia in acciaio inox AISI 316L (marine grade steel) "grosso spessore" (3mm), lucidatura manuale di qualità nautica, Fissaggio a vista.



S	Faucet (cold or premixed water) — Robinet (eau froide ou prémélangée) — Rubinetto (acqua fredda o premiscelata)	01038-SX-Beauty
SL	Faucet and foot shower — Robinet et rince-pieds — Rubinetto e Lavapiedi	01038-SLX-Beauty
SDT	Faucet and handheld shower head with diverter — Robinet et douchette à main avec inverseur — Rubinetto e Telefono con deviatore	01038-SDTX-Beauty
M	Mixer tap (hot/cold water) — Mitigeur (eau chaude/froide) — Miscelatore (acqua calda/fredda)	01038-MX-Beauty
ML	Mixer tap (hot/cold water) and foot shower (cold) — Mitigeur (eau chaude/froide) et rince-pieds (froide) — Miscelatore (acqua calda/fredda) e Lavapiedi (fredda)	01038-MLX-Beauty
MDT	Mixer tap and handheld shower head with diverter — Mitigeur et douchette à main avec inverseur — Miscelatore e Telefono con deviatore	01038-MDTX-Beauty





ClefX S

(Faucet: Cold or Pre-mixed water)



ClefX M

(Faucet Mixer: Hot/Cold water)



ClefX ML

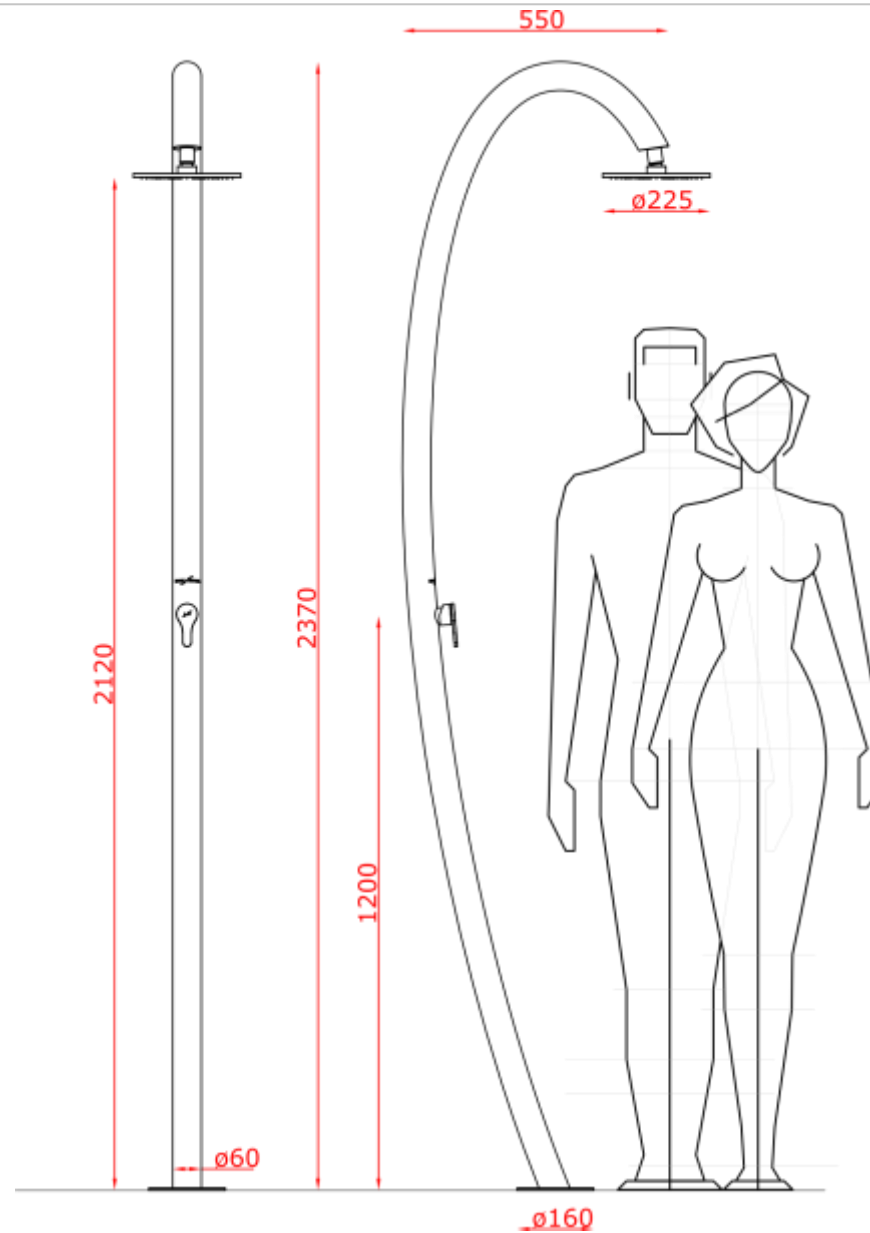
(Faucet Mixer + Footwash with faucet)



ClefX MDT

(Faucet Mixer + Hand shower with Diverter)

Clef



A stainless steel shower fixture is mounted on a wooden deck on a yacht. The shower head is recessed into the shower body. The background shows a blue sea and a rocky coastline under a blue sky with light clouds. The yacht's white hull and railing are visible.

Eidothea

Stainless steel Shower AISI 316L (marine grade steel), "thick" (3mm), manual polishing, Nautical level quality, Shower head recessed into the shower body, Bottom plate.

Douche en acier inoxydable AISI 316L (grade marin), épaisseur 3mm, polissage de qualité marine (exécuté à la main), mitigeur, tête de douche intégrée dans le corps de douche, socle.

Doccia in acciaio inox AISI 316L (marine grade steel) "grosso spessore" (3mm), lucidatura manuale di qualità nautica, Soffione incassato nel corpo, Fondello di rivestimento del piede.

Eidothea



S	Faucet (cold or premixed water) — Robinet (eau froide ou prémélangée) — Rubinetto (acqua fredda o premiscelata)	01030-S
SL	Faucet and foot shower — Robinet et rince-pieds — Rubinetto e Lavapiedi	01030-SL
SDT	Faucet and handheld shower head with diverter — Robinet et douchette à main avec inverseur — Rubinetto e Telefono con deviatore	01030-SDT
M	Mixer tap (hot/cold water) — Mitigeur (eau chaude/froide) — Miscelatore (acqua calda/fredda)	01030-M
ML	Mixer tap (hot/cold water) and foot shower (cold) — Mitigeur (eau chaude/froide) et rince-pieds (froide) — Miscelatore (acqua calda/fredda) e Lavapiedi (fredda)	01030-ML
MDT	Mixer tap and handheld shower head with diverter — Mitigeur et douchette à main avec inverseur — Miscelatore e Telefono con deviatore	01030-MDT
MMT	Mixer and handheld shower head with dedicated mixer — Mitigeur pour douche de tête et mitigeur pour douchette à main — Miscelatore e Telefono con miscelatore dedicato	01030-MMT



Eidothea



Eidothea S
(Faucet: Cold or Pre-mixed water)



Eidothea M
(Faucet Mixer: Hot/Cold water)



Eidothea ML
(Faucet Mixer + Footwash with faucet)

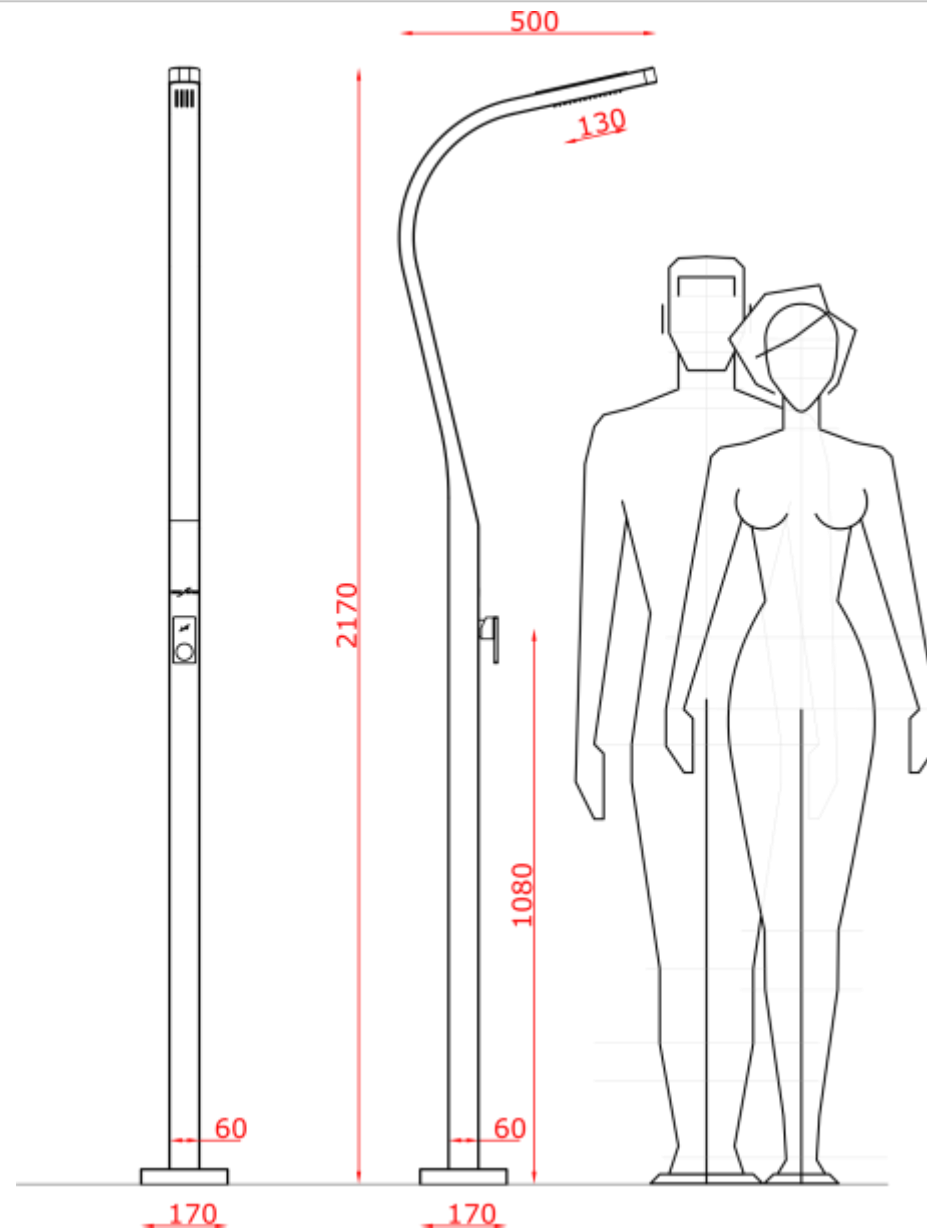


Eidothea MDT
(Faucet Mixer + Hand shower with Diverter)



Eidothea MMT
(Faucet Mixer + Hand shower with Faucet Mixer)

Eidothea

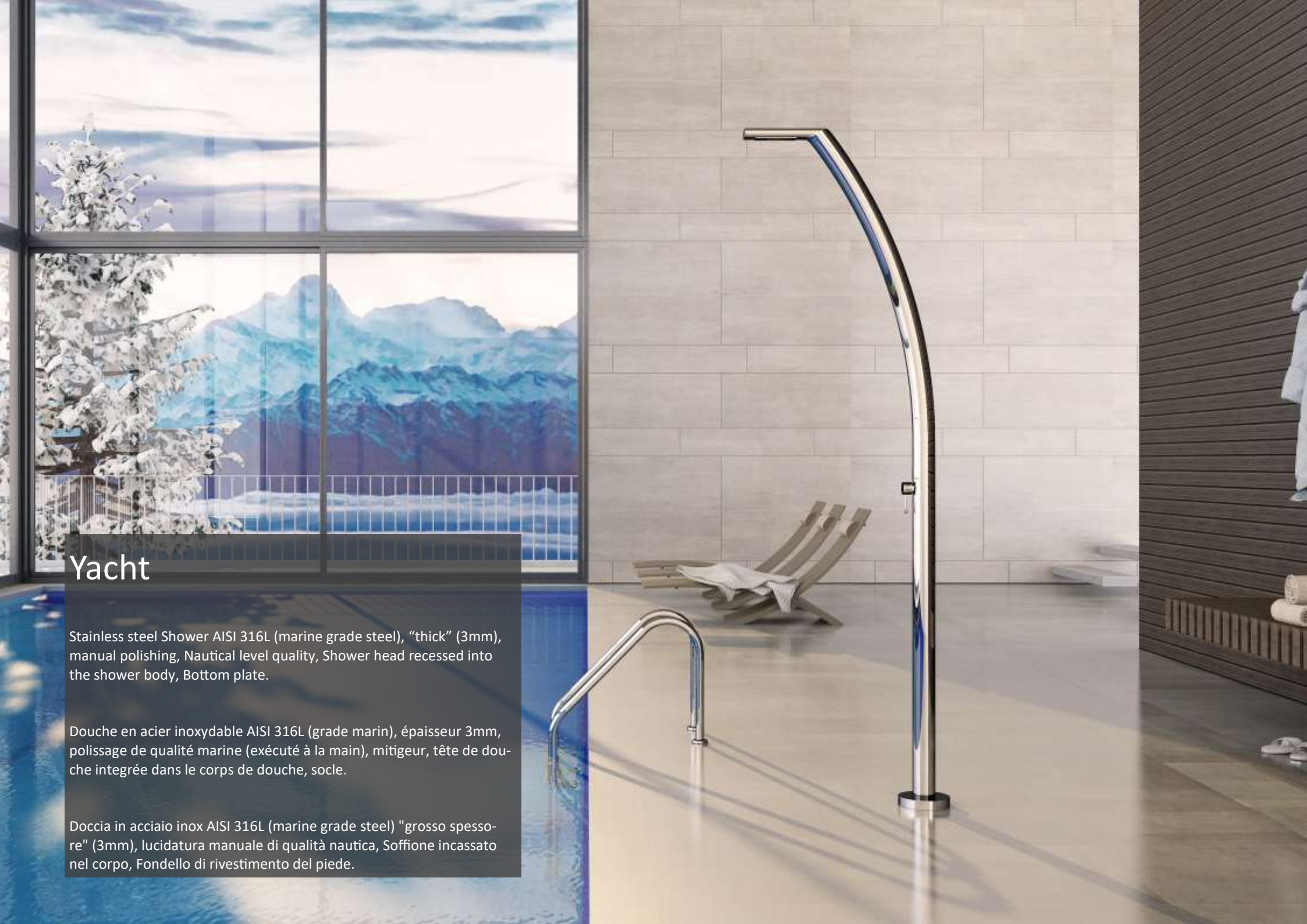


Yacht

Stainless steel Shower AISI 316L (marine grade steel), "thick" (3mm), manual polishing, Nautical level quality, Shower head recessed into the shower body, Bottom plate.

Douche en acier inoxydable AISI 316L (grade marin), épaisseur 3mm, polissage de qualité marine (exécuté à la main), mitigeur, tête de douche intégrée dans le corps de douche, socle.

Doccia in acciaio inox AISI 316L (marine grade steel) "grosso spessore" (3mm), lucidatura manuale di qualità nautica, Soffione incassato nel corpo, Fondello di rivestimento del piede.





S	Faucet (cold or premixed water) — Robinet (eau froide ou prémélangée) — Rubinetto (acqua fredda o premiscelata)	01019-S
SL	Faucet and foot shower — Robinet et rince-pieds — Rubinetto e Lavapiedi	01019-SL
SDT	Faucet and handheld shower head with diverter — Robinet et douchette à main avec inverseur — Rubinetto e Telefono con deviatore	01019-SDT
M	Mixer tap (hot/cold water) — Mitigeur (eau chaude/froide) — Miscelatore (acqua calda/fredda)	01019
ML	Mixer tap (hot/cold water) and foot shower (cold) — Mitigeur (eau chaude/froide) et rince-pieds (froide) — Miscelatore (acqua calda/fredda) e Lavapiedi (fredda)	01019-L
MDT	Mixer tap and handheld shower head with diverter — Mitigeur et douchette à main avec inverseur — Miscelatore e Telefono con deviatore	01019-MDT
MMT	Mixer and handheld shower head with dedicated mixer — Mitigeur pour douche de tête et mitigeur pour douchette à main — Miscelatore e Telefono con miscelatore dedicato	01019-MMT





Yacht S

(Faucet: Cold or Pre-mixed water)

Yacht M

(Faucet Mixer: Hot/ Cold water)

Yacht ML

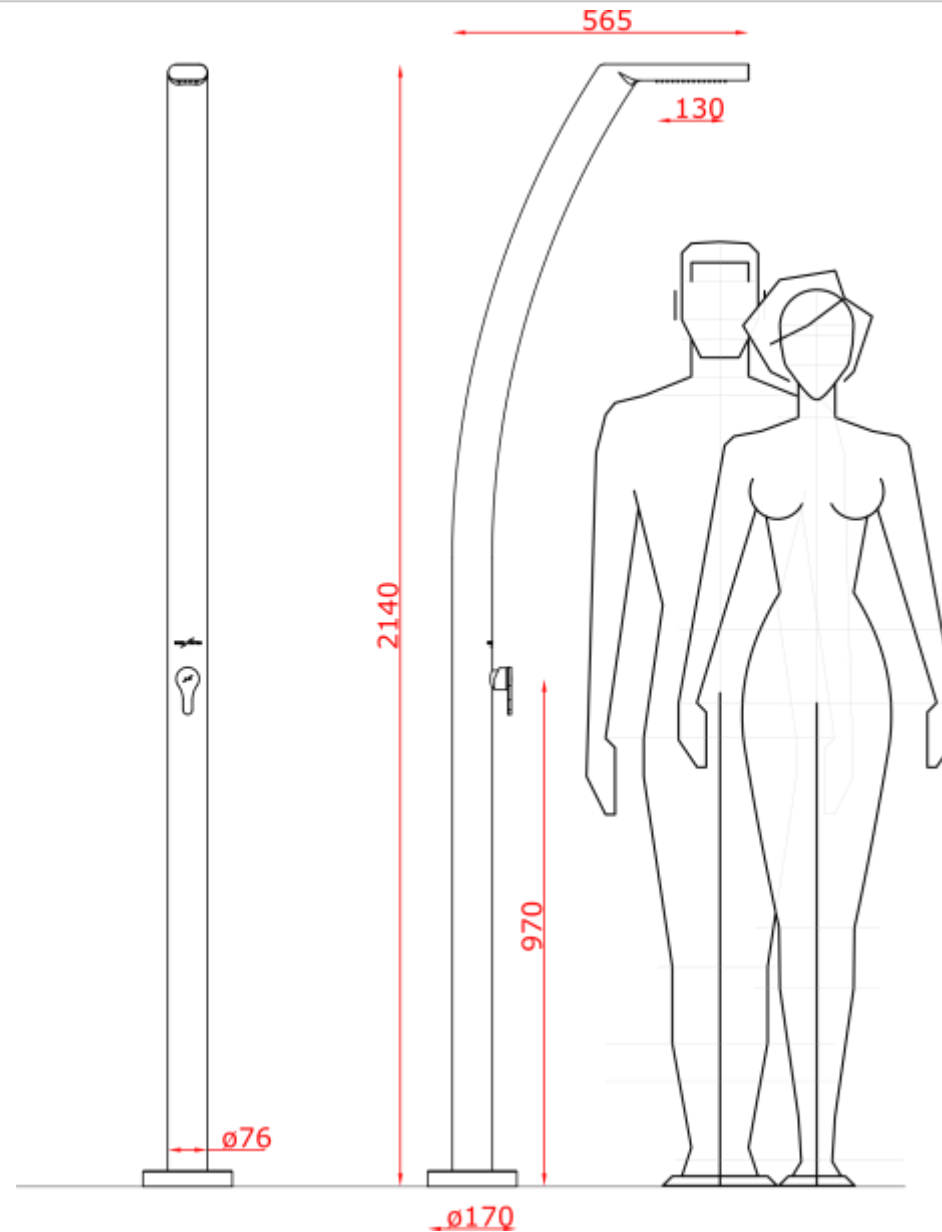
(Faucet Mixer + Footwash with faucet)

Yacht MDT

(Faucet Mixer + Hand shower with Diverter)

Yacht MMT

(Faucet Mixer + Hand shower with Faucet Mixer)



Interlude

Stainless steel Shower AISI 316L (marine grade steel), "thick" (3mm), manual polishing, Nautical level quality, Visible mounting.




Douche en acier inoxydable AISI 316L (grade marin), épaisseur 3mm, polissage de qualité marine (exécuté à la main), fixation visible.

Doccia in acciaio inox AISI 316L (marine grade steel) "grosso spessore" (3mm), lucidatura manuale di qualità nautica, Fissaggio a vista.



Interlude



		
R	E	CM
Faucet (cold or premixed water) — Robinet (eau froide ou prémélangée) — Rubinetto (acqua fredda o premiscelata)	Electronic Faucet (cold or premixed water) — Robinet électronique (eau froide ou prémélangée) — Rubinetto Elettronico (acqua fredda o premiscelata)	Mixer tap on dedicated column (hot/cold water) — Mélangeur sur colonne externe (eau chaude/froide) — Miscelatore su Colonna esterna (acqua calda/fredda)
01024-R	01024	01024-CM

Interlude



Interlude E
(Button: Cold or Pre-mixed water)

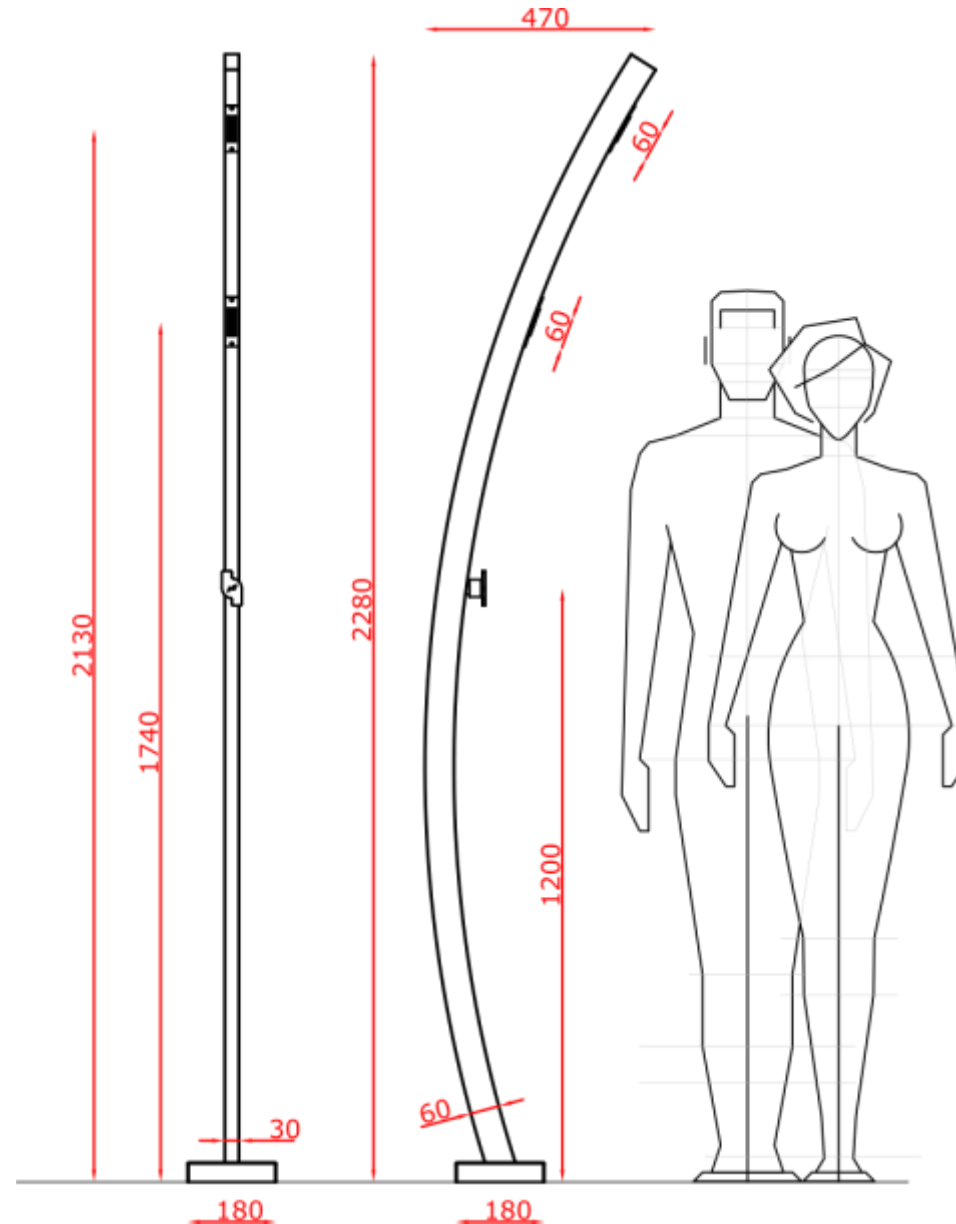


Interlude S
(Faucet: Cold or Pre-mixed water)



Interlude CM
(Faucet Mixer: Hot/
Cold water)

Interlude





Motivo




Stainless steel Shower AISI 316L (marine grade steel), "thick" (3mm), manual polishing, Nautical level quality, Visible mounting.

Douche en acier inoxydable AISI 316L (grade marin), épaisseur 3mm, polissage de qualité marine (exécuté à la main), fixation visible.

Doccia in acciaio inox AISI 316L (marine grade steel) "grosso spessore" (3mm), lucidatura manuale di qualità nautica, Fissaggio a vista.

Motivo



		
R	E	CM
Faucet (cold or premixed water) — Robinet (eau froide ou prémélangée) — Rubinetto (acqua fredda o premiscelata)	Electronic Faucet (cold or premixed water) — Robinet électronique (eau froide ou prémélangée) — Rubinetto Elettronico (acqua fredda o premiscelata)	Mixer tap on dedicated column (hot/cold water) — Mélangeur sur colonne externe (eau chaude/froide) — Miscelatore su Colonna esterna (acqua calda/fredda)
01052-R	01052	01052-CM



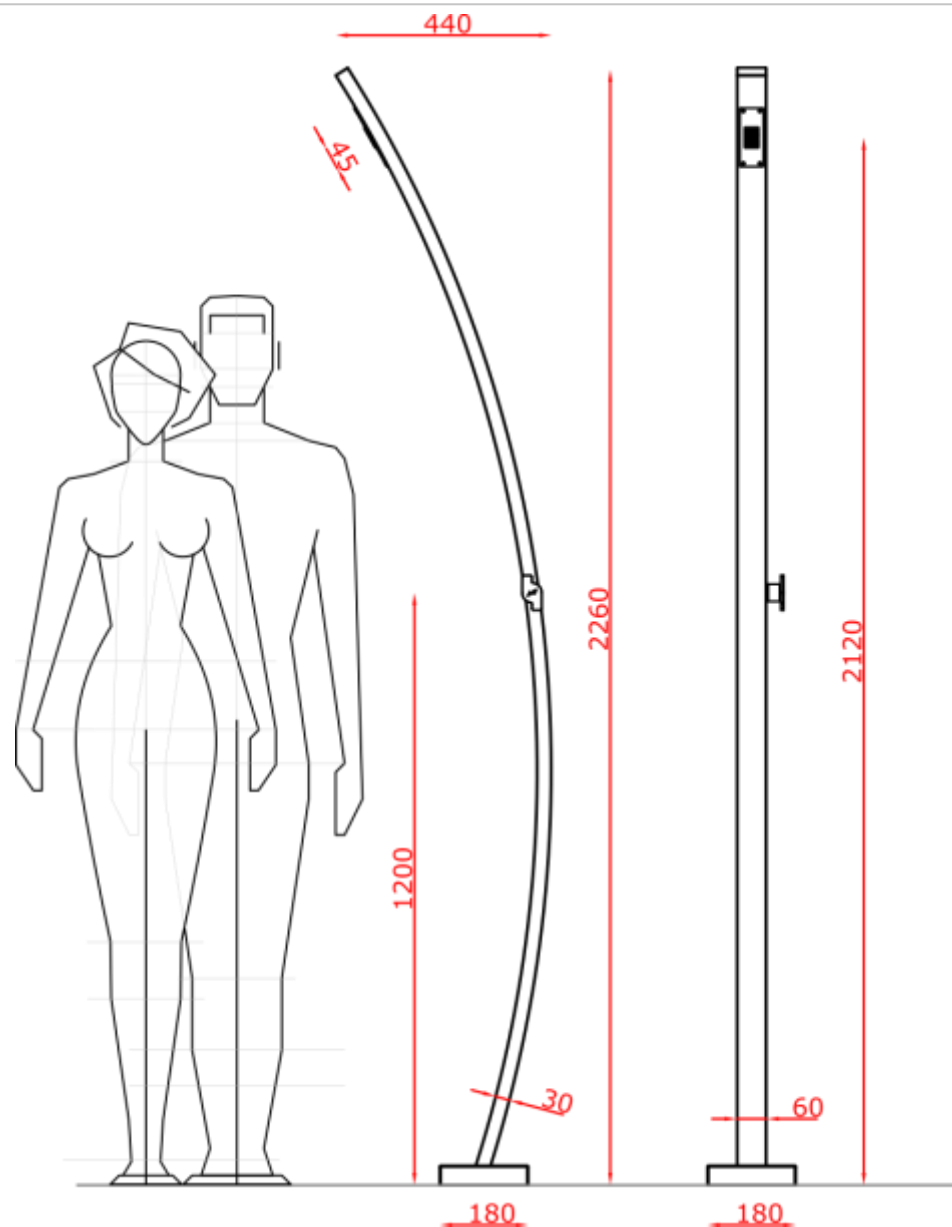
Motivo E
(Button: Cold or Pre-mixed water)



Motivo S
(Faucet: Cold or Pre-mixed water)



Motivo CM
(Faucet Mixer: Hot/Cold water)





Aria Cylinder









Stainless steel Shower AISI 316L (marine grade steel), "thick" (3mm), manual polishing, Nautical level quality, Bottom plate.

Douche en acier inoxydable AISI 316L (grade marin), épaisseur 3mm, polissage de qualité marine (exécuté à la main), socle.

Doccia in acciaio inox AISI 316L (marine grade steel) "grosso spessore" (3mm), lucidatura manuale di qualità nautica, Fondello di rivestimento del piede.

Aria Cylinder



						
		S	M	ML	MDT	MMT
	Beauty	01005-Beauty	01005-M-Beauty	01005-ML-Beauty	01005-MDT-Beauty	01005-MMT-Beauty
	Knox	01005-Knox	01005-M-Knox	01005-ML-Knox	01005-MDT-Knox	01005-MMT-Knox
	Evo	01005-Evo	01005-M-Evo	01005-ML-Evo	01005-MDT-Evo	01005-MMT-Evo

Taps

S - Faucet (cold or premixed water)
 M - Mixer tap (hot/cold water)
 ML - Mixer tap (hot/cold water) and foot shower (cold)
 MDT - Handheld shower head with diverter
 MMT - Mixer and handheld shower head with dedicated mixer

Showerheads

Beauty - Stainless steel shower head BEAUTY dia. 225 mm (AISI304)
 Knox - Stainless steel shower head KNOX dia. 230 mm (AISI304)
 Evo - Shower head EVO dia. 200 mm (ABS)

Options de robinets

S - Robinet (eau froide ou prémélangée)
 M - Mitigeur (eau chaude/froide)
 ML - Mitigeur (eau chaude/froide) et rince-pieds (froide)
 MDT - Mitigeur et douchette avec inverseur
 MMT - Mélangeur et douchette avec mélangeur dédié

Options de douches de tête

Beauty - Douche de tête inox BEAUTY diam. 225 mm (AISI304)
 Knox - Douche de tête inox KNOX diam. 230 mm (AISI304)
 Evo - Douche de tête EVO dia. 200 mm (ABS)

Opzioni rubinetto

S - Rubinetto (acqua fredda o premiscelata)
 M - Miscelatore (acqua calda/fredda)
 ML - Miscelatore (acqua calda/fredda) e Lavapiedi (fredda)
 MDT - Miscelatore e Telefono con deviatore
 MMT - Miscelatore e Telefono con miscelatore dedicato

Opzioni soffione

Beauty - Soffione inox Beauty dia. 225 mm (AISI304)
 Knox - Soffione inox Knox dia. 230 mm (AISI304)
 Evo - Soffione Evo dia. 200 mm (ABS)

Aria Cylinder



Aria Cyl. S Beauty
(Faucet: Cold or Pre-mixed water)

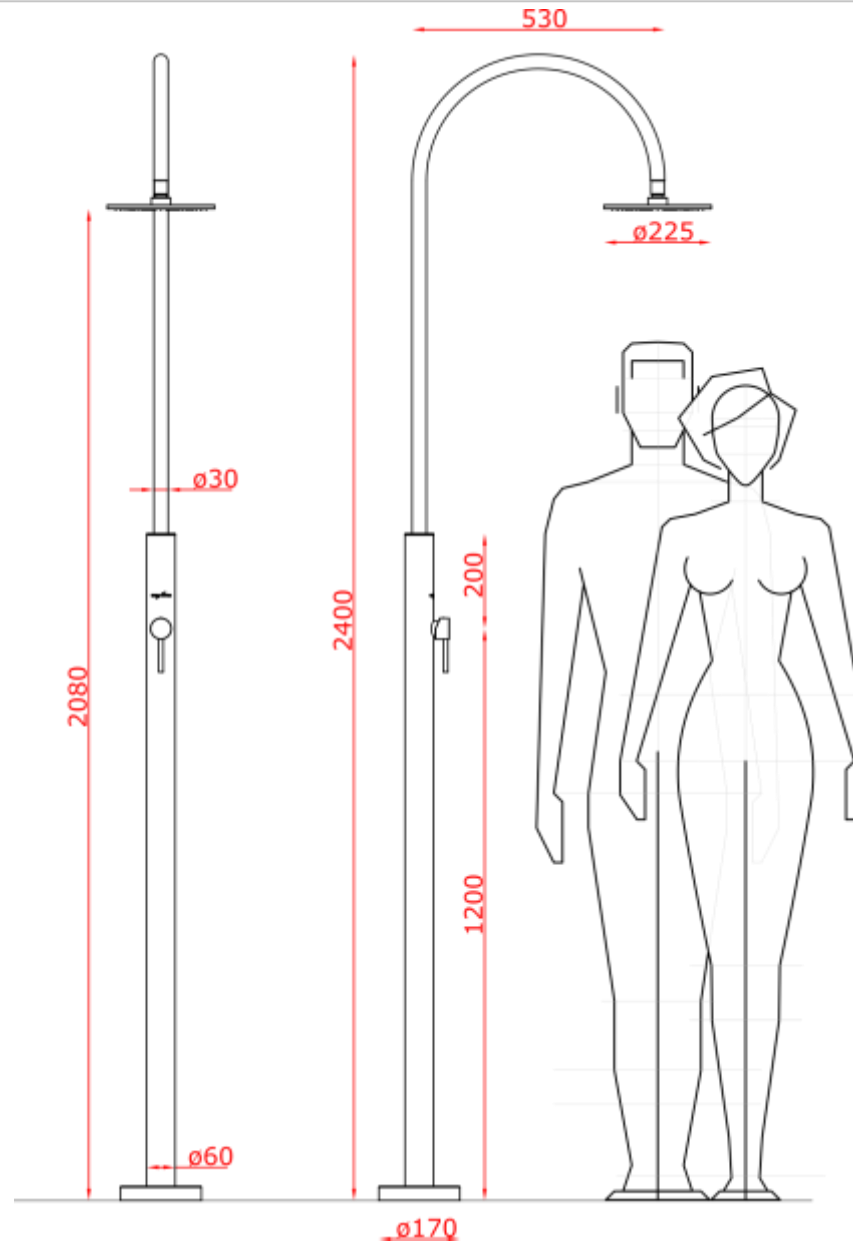
Aria Cyl. M Beauty
(Faucet Mixer: Hot/Cold water)

Aria Cyl. ML Beauty
(Faucet Mixer + Foot shower with faucet)

Aria Cyl. MDT Beauty
(Faucet Mixer + Hand shower with Diverter)

Aria Cyl. MMT Beauty
(Faucet Mixer + Hand shower with Faucet Mixer)

Aria Cylinder





Sole 48

Stainless steel Shower AISI 316L (marine grade steel), "thick" (3mm), manual polishing, Nautical level quality, Visible mounting.

Douche en acier inoxydable AISI 316L (grade marin), épaisseur 3mm, polissage de qualité marine (exécuté à la main), fixation visible.

Doccia in acciaio inox AISI 316L (marine grade steel) "grosso spessore" (3mm), lucidatura manuale di qualità nautica, Fissaggio a vista.

Sole 48



		S	M	ML	MDT
	Beauty	01028-Beauty	01028-M-Beauty	01028-ML-Beauty	01028-MDT-Beauty
	Knox	01028-Knox	01028-M-Knox	01028-ML-Knox	01028-MDT-Knox
	Evo	01028-Evo	01028-M-Evo	01028-ML-Evo	01028-MDT-Evo

Taps

S - Faucet (cold or premixed water)
 M - Mixer tap (hot/cold water)
 ML - Mixer tap (hot/cold water) and foot shower (cold)
 MDT - Handheld shower head with diverter

Showerheads

Beauty - Stainless steel shower head BEAUTY dia. 225 mm (AISI304)
 Knox - Stainless steel shower head KNOX dia. 230 mm (AISI304)
 Evo - Shower head EVO dia. 200 mm (ABS)

Options de robinets

S - Robinet (eau froide ou prémélangée)
 M - Mitigeur (eau chaude/froide)
 ML - Mitigeur (eau chaude/froide) et rince-pieds (froide)
 MDT - Mitigeur et douchette avec inverseur

Options de douches de tête

Beauty - Douche de tête inox BEAUTY diam. 225 mm (AISI304)
 Knox - Douche de tête inox KNOX diam. 230 mm (AISI304)
 Evo - Douche de tête EVO dia. 200 mm (ABS)

Opzioni rubinetto

S - Rubinetto (acqua fredda o premiscelata)
 M - Miscelatore (acqua calda/fredda)
 ML - Miscelatore (acqua calda/fredda) e Lavapiedi (fredda)
 MDT - Miscelatore e Telefono con deviatore

Opzioni soffione

Beauty - Soffione inox Beauty dia. 225 mm (AISI304)
 Knox - Soffione inox Knox dia. 230 mm (AISI304)
 Evo - Soffione Evo dia. 200 mm (ABS)

Sole 48



Sole 48 S Beauty

(Faucet: Cold or Pre-mixed water)



Sole 48 M Beauty

(Faucet Mixer: Hot/Cold water)



Sole 48 ML Beauty

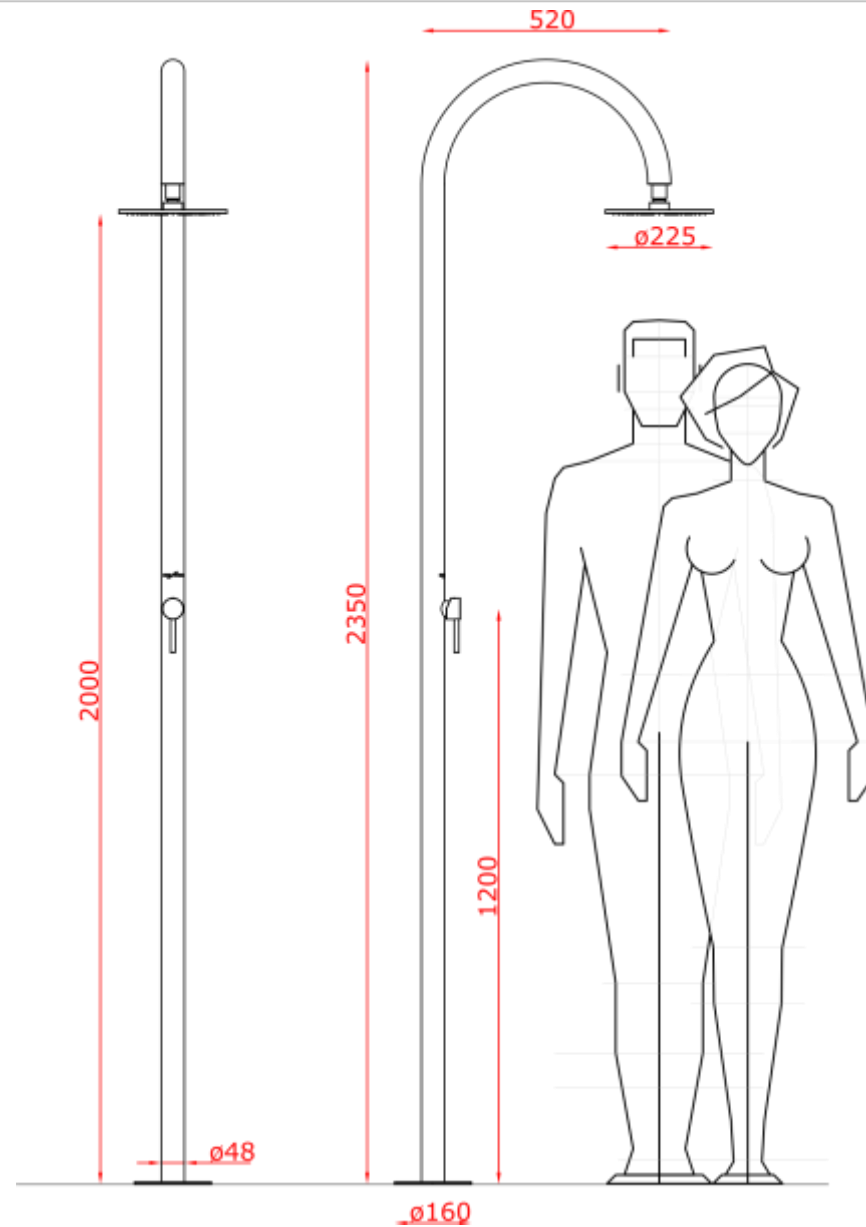
(Faucet Mixer + Footwash with faucet)




Sole 48 MDT Beauty

(Faucet Mixer + Hand shower with Diverter)

Sole 48





Sole 60









Stainless steel Shower AISI 316L (marine grade steel), "thick" (3mm), manual polishing, Nautical level quality, Visible mounting.

Douche en acier inoxydable AISI 316L (grade marin), épaisseur 3mm, polissage de qualité marine (exécuté à la main), fixation visible.

Doccia in acciaio inox AISI 316L (marine grade steel) "grosso spessore" (3mm), lucidatura manuale di qualità nautica, Fissaggio a vista.

Sole 60



						
		S	M	ML	MDT	MMT
	Beauty	01025-Beauty	01025-M-Beauty	01025-ML-Beauty	01025-MDT-Beauty	01025-MMT-Beauty
	Knox	01025-Knox	01025-M-Knox	01025-ML-Knox	01025-MDT-Knox	01025-MMT-Knox
	Evo	01025-Evo	01025-M-Evo	01025-ML-Evo	01025-MDT-Evo	01025-MMT-Evo

Taps

S - Faucet (cold or premixed water)
 M - Mixer tap (hot/cold water)
 ML - Mixer tap (hot/cold water) and foot shower (cold)
 MDT - Handheld shower head with diverter
 MMT - Mixer and handheld shower head with dedicated mixer

Showerheads

Beauty - Stainless steel shower head BEAUTY dia. 225 mm (AISI304)
 Knox - Stainless steel shower head KNOX dia. 230 mm (AISI304)
 Evo - Shower head EVO dia. 200 mm (ABS)

Options de robinets

S - Robinet (eau froide ou prémélangée)
 M - Mitigeur (eau chaude/froide)
 ML - Mitigeur (eau chaude/froide) et rince-pieds (froide)
 MDT - Mitigeur et douchette avec inverseur
 MMT - Mélangeur et douchette avec mélangeur dédié

Options de douches de tête

Beauty - Douche de tête inox BEAUTY diam. 225 mm (AISI304)
 Knox - Douche de tête inox KNOX diam. 230 mm (AISI304)
 Evo - Douche de tête EVO dia. 200 mm (ABS)

Opzioni rubinetto

S - Rubinetto (acqua fredda o premiscelata)
 M - Miscelatore (acqua calda/fredda)
 ML - Miscelatore (acqua calda/fredda) e Lavapiedi (fredda)
 MDT - Miscelatore e Telefono con deviatore
 MMT - Miscelatore e Telefono con miscelatore dedicato

Opzioni soffione

Beauty - Soffione inox Beauty dia. 225 mm (AISI304)
 Knox - Soffione inox Knox dia. 230 mm (AISI304)
 Evo - Soffione Evo dia. 200 mm (ABS)

Sole 60



Sole 60 S Beauty
(Faucet: Cold or Pre-mixed water)



Sole 60 M Beauty
(Faucet Mixer: Hot/Cold water)



Sole 60 ML Beauty
(Faucet Mixer + Footwash with faucet)

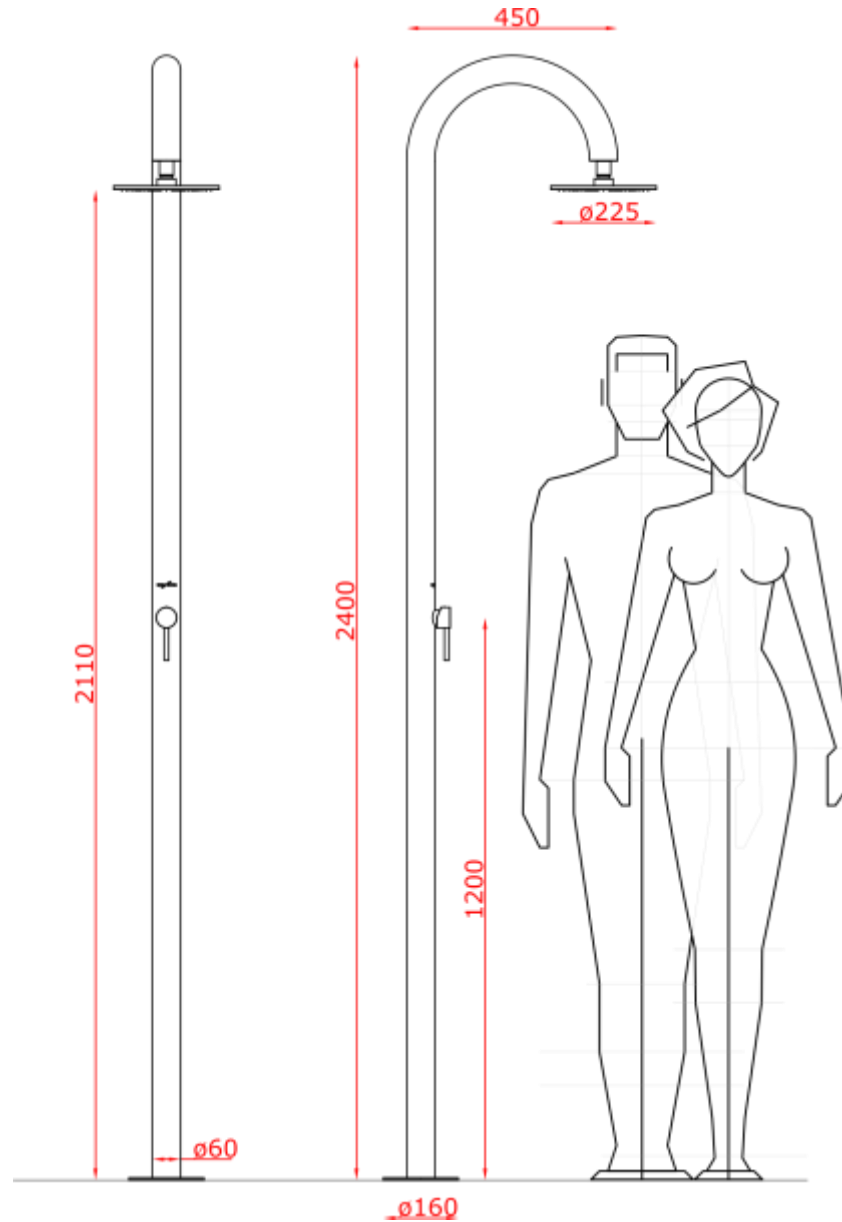


Sole 60 MDT Beauty
(Faucet Mixer + Hand shower with Diverter)











Sole 60 MMT Beauty
(Faucet Mixer + Hand shower with Faucet Mixer)

Sole 60



Stainless steel Shower AISI 316L (marine grade steel), "thick" (3mm), manual polishing, Nautical level quality, Bottom plate. — Douche en acier inoxydable AISI 316L (grade marin), épaisseur 3mm, polissage de qualité marine (exécuté à la main), socle. — Doccia in acciaio inox AISI 316L (marine grade steel) "grosso spessore" (3mm), lucidatura manuale di qualità nautica, Fondello di rivestimento del piede.



						
		S	M	ML	MDT	MMT
	Beauty	01006-Beauty	01006-M-Beauty	01006-ML-Beauty	01006-MDT-Beauty	01006-MMT-Beauty
	Knox	01006-Knox	01006-M-Knox	01006-ML-Knox	01006-MDT-Knox	01006-MMT-Knox
	Evo	01006-Evo	01006-M-Evo	01006-ML-Evo	01006-MDT-Evo	01006-MMT-Evo

Taps

S - Faucet (cold or premixed water)
 M - Mixer tap (hot/cold water)
 ML - Mixer tap (hot/cold water) and foot shower (cold)
 MDT - Handheld shower head with diverter
 MMT - Mixer and handheld shower head with dedicated mixer

Showerheads

Beauty - Stainless steel shower head BEAUTY dia. 225 mm (AISI304)
 Knox - Stainless steel shower head KNOX dia. 230 mm (AISI304)
 Evo - Shower head EVO dia. 200 mm (ABS)

Options de robinets

S - Robinet (eau froide ou prémélangée)
 M - Mitigeur (eau chaude/froide)
 ML - Mitigeur (eau chaude/froide) et rince-pieds (froide)
 MDT - Mitigeur et douchette avec inverseur
 MMT - Mélangeur et douchette avec mélangeur dédié

Options de douches de tête

Beauty - Douche de tête inox BEAUTY diam. 225 mm (AISI304)
 Knox - Douche de tête inox KNOX diam. 230 mm (AISI304)
 Evo - Douche de tête EVO dia. 200 mm (ABS)

Opzioni rubinetto

S - Rubinetto (acqua fredda o premiscelata)
 M - Miscelatore (acqua calda/fredda)
 ML - Miscelatore (acqua calda/fredda) e Lavapiedi (fredda)
 MDT - Miscelatore e Telefono con deviatore
 MMT - Miscelatore e Telefono con miscelatore dedicato

Opzioni soffione

Beauty - Soffione inox Beauty dia. 225 mm (AISI304)
 Knox - Soffione inox Knox dia. 230 mm (AISI304)
 Evo - Soffione Evo dia. 200 mm (ABS)



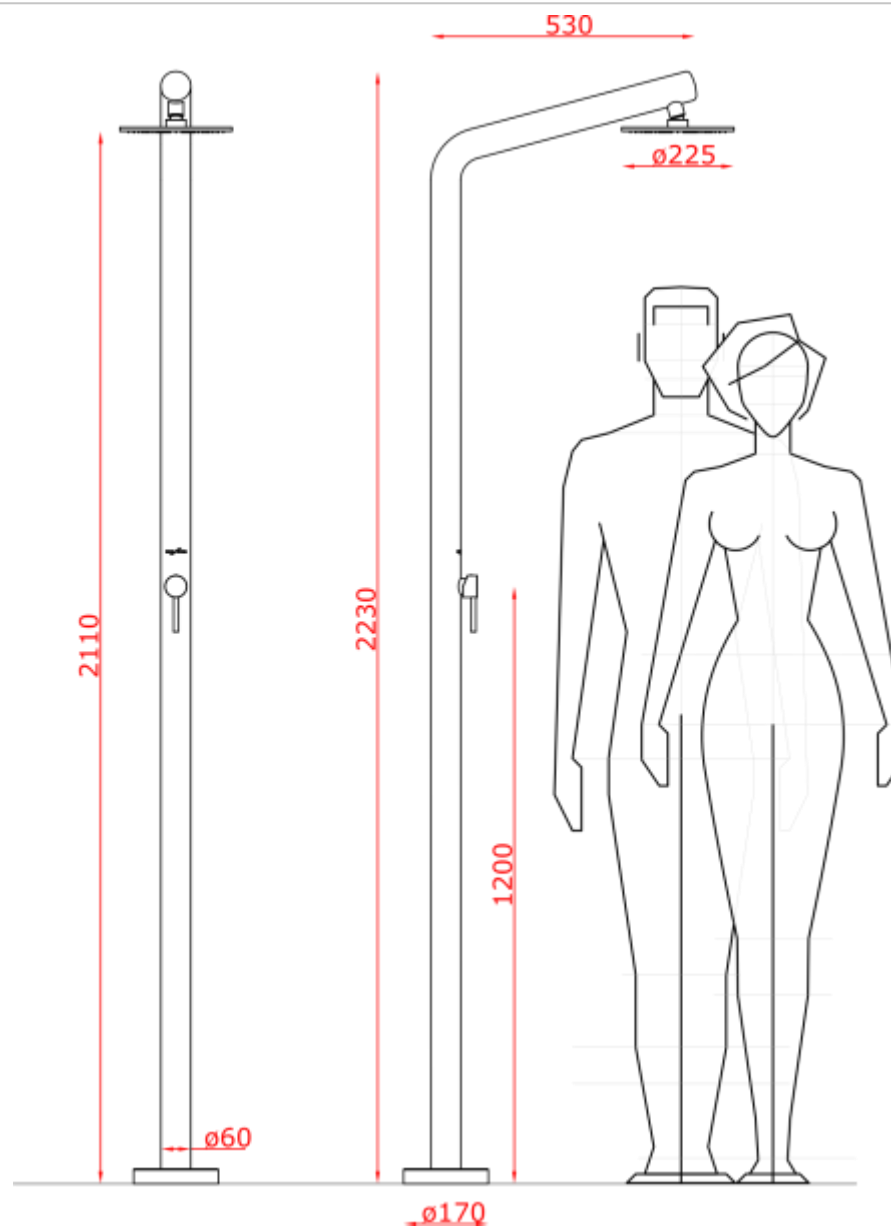
Riva S Beauty
(Faucet: Cold or Pre-mixed water)

Riva M Beauty
(Faucet Mixer: Hot/Cold water)

Riva ML Beauty
(Faucet Mixer + Footwash with faucet)

Riva MDT Beauty
(Faucet Mixer + Hand shower with Diverter)


Riva MMT Beauty
(Faucet Mixer + Hand shower with Faucet Mixer)












Tecno

Stainless steel Shower AISI 316L (marine grade steel), "thick" (3mm), manual polishing, Nautical level quality, Bottom plate. — Douche en acier inoxydable AISI 316L (grade marin), épaisseur 3mm, polissage de qualité marine (exécuté à la main), socle. — Doccia in acciaio inox AISI 316L (marine grade steel) "grosso spessore" (3mm), lucidatura manuale di qualità nautica, Fondello di rivestimento del piede.

INOX STYLE®



						
		S	M	ML	MDT	MMT
	Beauty	01014-Beauty	01014-M-Beauty	01014-ML-Beauty	01014-MDT-Beauty	01014-MMT-Beauty
	Knox	01014-Knox	01014-M-Knox	01014-ML-Knox	01014-MDT-Knox	01014-MMT-Knox
	Stylo	01014-Stylo	01014-M-Stylo	01014-ML-Stylo	01014-MDT-Stylo	01014-MMT-Stylo
	Evo	01014-Evo	01014-M-Evo	01014-ML-Evo	01014-MDT-Evo	01014-MMT-Evo

Taps

S - Faucet (cold or premixed water)
M - Mixer tap (hot/cold water)
ML - Mixer tap (hot/cold water) and foot shower (cold)
MDT - Handheld shower head with diverter
MMT - Mixer and handheld shower head with dedicated mixer

Showerheads

Beauty - Stainless steel shower head BEAUTY dia. 225 mm (AISI304)
Knox - Stainless steel shower head KNOX dia. 230 mm (AISI304)
Stylo - Shower head STYLO 200 x 200 mm (Brass)
Evo - Shower head EVO dia. 200 mm (ABS)

Options de robinets

S - Robinet (eau froide ou prémélangée)
M - Mitigeur (eau chaude/froide)
ML - Mitigeur (eau chaude/froide) et rince-pieds (froide)
MDT - Mitigeur et douchette avec inverseur
MMT - Mélangeur et douchette avec mélangeur dédié

Options de douches de tête

Beauty - Douche de tête inox BEAUTY diam. 225 mm (AISI304)
Knox - Douche de tête inox KNOX diam. 230 mm (AISI304)
Stylo - Douche de tête STYLO 200 x 200 mm (Laiton)
Evo - Douche de tête EVO dia. 200 mm (ABS)

Opzioni rubinetto

S - Rubinetto (acqua fredda o premiscelata)
M - Miscelatore (acqua calda/fredda)
ML - Miscelatore (acqua calda/fredda) e Lavapiedi (fredda)
MDT - Miscelatore e Telefono con deviatore
MMT - Miscelatore e Telefono con miscelatore dedicato

Opzioni soffione

Beauty - Soffione inox Beauty dia. 225 mm (AISI304)
Knox - Soffione inox Knox dia. 230 mm (AISI304)
Stylo - Soffione Stylo 200 x 200 mm (Ottone)
Evo - Soffione Evo dia. 200 mm (ABS)



Tecno S Beauty

(Faucet: Cold or Pre-mixed water)

Tecno M Beauty

(Faucet Mixer: Hot/Cold water)

Tecno ML Beauty

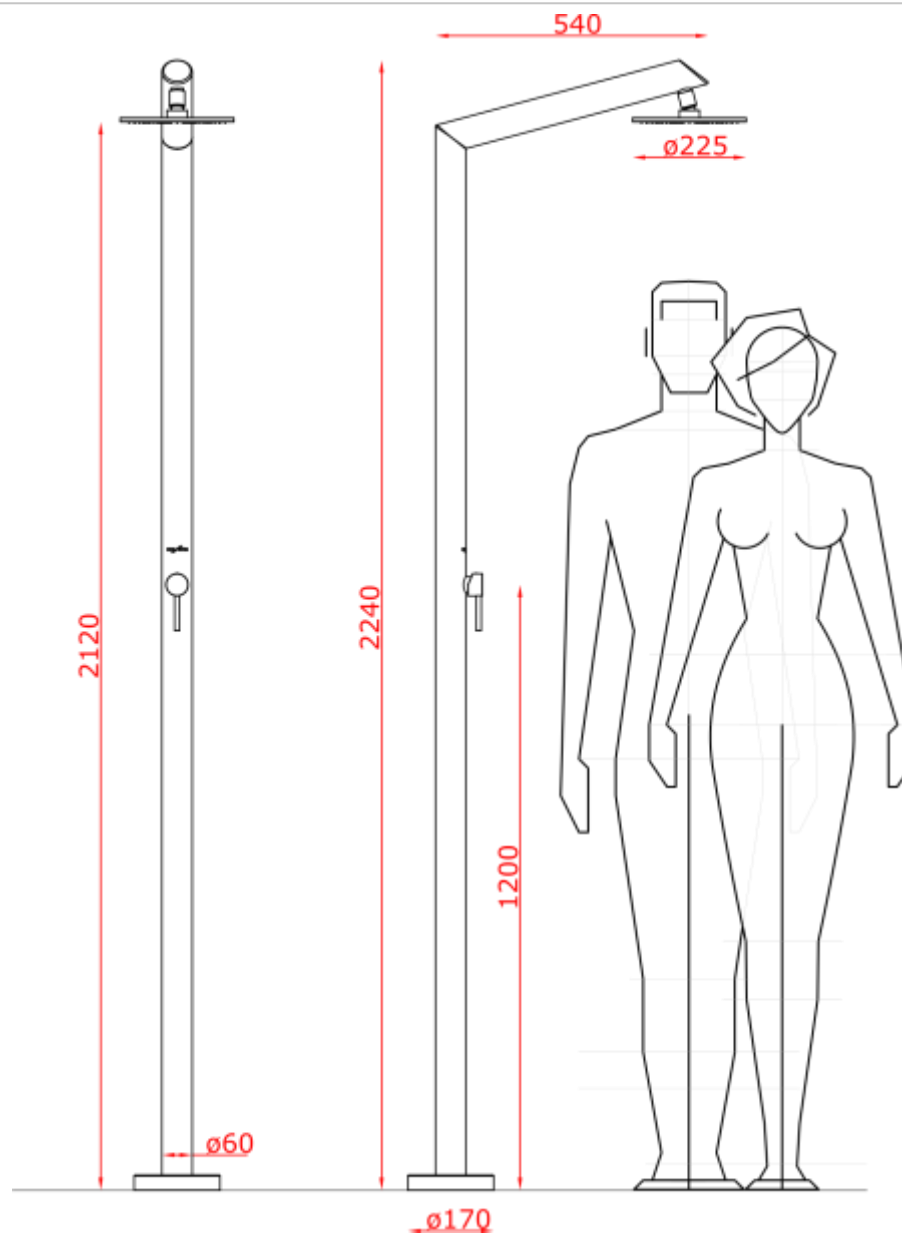
(Faucet Mixer + Footwash with faucet)

Tecno MDT Beauty

(Faucet Mixer + Hand shower with Diverter)

Tecno MMT Beauty

(Faucet Mixer + Hand shower with Faucet Mixer)





Tecno Cube

Stainless steel Shower AISI 316L (marine grade steel), "thick" (2mm), manual polishing, Nautical level quality, Visible mounting.

Douche en acier inoxydable AISI 316L (grade marin), épaisseur 2mm, polissage de qualité marine (exécuté à la main), socle.

Doccia in acciaio inox AISI 316L (marine grade steel) "grosso spessore" (2mm), lucidatura manuale di qualità nautica, Fondello di rivestimento del piede.

Tecno Cube



		S	M	ML	MDT	MMT
	Stylo	01015-Stylo	01015-M-Stylo	01015-ML-Stylo	01015-MDT-Stylo	01015-MMT-Stylo

Taps

- S - Faucet (cold or premixed water)
- M - Mixer tap (hot/cold water)
- ML - Mixer tap (hot/cold water) and foot shower (cold)
- MDT - Handheld shower head with diverter
- MMT - Mixer and handheld shower head with dedicated mixer

Showerheads

Stylo - Shower head STYLO 200 x 200 mm (Brass)

Options de robinets

- S - Robinet (eau froide ou prémélangée)
- M - Mitigeur (eau chaude/froide)
- ML - Mitigeur (eau chaude/froide) et rince-pieds (froide)
- MDT - Mitigeur et douchette avec inverseur
- MMT - Mélangeur et douchette avec mélangeur dédié

Options de douches de tête

Stylo - Douche de tête STYLO 200 x 200 mm (Laiton)

Opzioni rubinetto

- S - Rubinetto (acqua fredda o premiscelata)
- M - Miscelatore (acqua calda/fredda)
- ML - Miscelatore (acqua calda/fredda) e Lavapiedi (fredda)
- MDT - Miscelatore e Telefono con deviatore
- MMT - Miscelatore e Telefono con miscelatore dedicato

Opzioni soffione

Stylo - Soffione Stylo 200 x 200 mm (Ottone)

Tecno Cube



Tecno Cube S Stylo
(Faucet: Cold or Pre-mixed water)

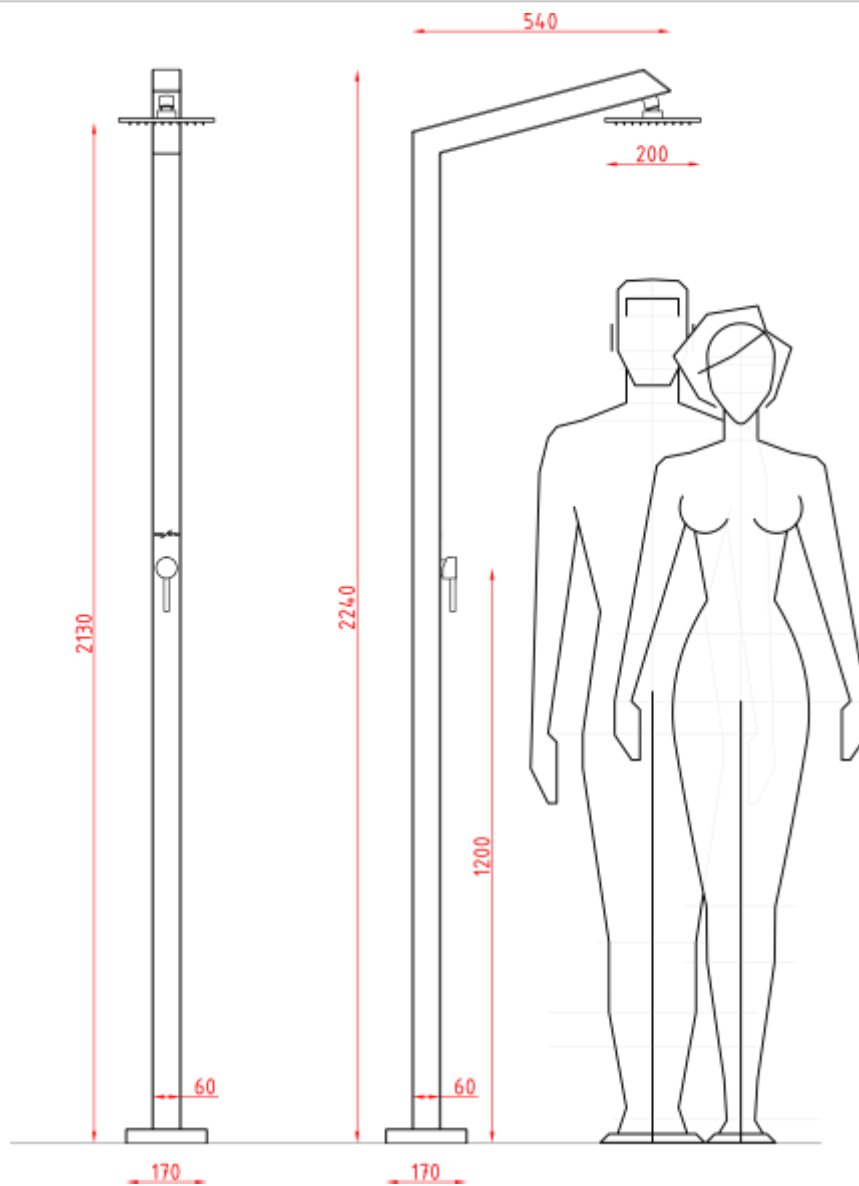
Tecno Cube M Stylo
(Faucet Mixer: Hot/Cold water)

Tecno Cube ML Stylo
(Faucet Mixer + Footwash with faucet)

Tecno Cube MDT Stylo
(Faucet Mixer + Hand shower with Diverter)

Tecno Cube MMT Stylo
(Faucet Mixer + Hand shower with Faucet)

Tecno Cube



A black shower stand is the central focus, standing on a wooden deck. In the background, there are wooden stairs leading up to a cabin area, a hot tub with a metal handrail, and a view of the ocean under a clear blue sky. The shower stand has a curved top arm and a small light fixture.

Dream Carbon

Carbon fiber shower with inserts made of Stainless steel AISI 316L (marine grade steel), manual polishing, Nautical level quality, Stainless steel shower head Beauty dia. 225 mm (AISI304), Bottom plate.

Douche en fibre de carbone avec parties en acier inoxydable AISI 316L, polissage de qualité marine (exécuté à la main), mitigeur, tête de douche inox BEAUTY dia 225 mm (AISI304), socle.

Doccia in fibra di carbonio con inserti in acciaio inox AISI 316L (marine grade steel), lucidatura manuale di qualità nautica, Soffione inox Beauty dia. 225 mm (AISI304), Fondello di rivestimento del piede.

Dream Carbon



S	Faucet (cold or premixed water) — Robinet (eau froide ou prémélangée) — Rubinetto (acqua fredda o premiscelata)	10037-S
SDT	Faucet and handheld shower head with diverter — Robinet et douche à main avec inverseur — Rubinetto e Telefono con deviatore	10037-SDT
M	Mixer tap (hot/cold water) — Mitigeur (eau chaude/froide) — Miscelatore (acqua calda/fredda)	10037-M
MDT	Mixer tap and handheld shower head with diverter — Mitigeur et douche à main avec inverseur — Miscelatore e Telefono con deviatore	10037-MDT



Carbon & Steel

Carbon fiber shower with inserts made of Stainless steel AISI 316L (marine grade steel), manual polishing, Nautical level quality, Stainless steel shower head Beauty dia. 225 mm (AISI304), Bottom plate.

Douche en fibre de carbone avec parties en acier inoxydable AISI 316L, polissage de qualité marine (exécuté à la main), mitigeur, tête de douche inox BEAUTY dia 225 mm (AISI304), socle.

Doccia in fibra di carbonio con inserti in acciaio inox AISI 316L (marine grade steel), lucidatura manuale di qualità nautica, Soffione inox Beauty dia. 225 mm (AISI304), Fondello di rivestimento del piede.

Carbon & Steel



S	Faucet (cold or premixed water) — Robinet (eau froide ou prémélangée) — Rubinetto (acqua fredda o premiscelata)	10012-S
SDT	Faucet and handheld shower head with diverter — Robinet et douchette à main avec inverseur — Rubinetto e Telefono con deviatore	10012-SDT
M	Mixer tap (hot/cold water) — Mitigeur (eau chaude/froide) — Miscelatore (acqua calda/fredda)	10012
MDT	Mixer tap and handheld shower head with diverter — Mitigeur et douchette à main avec inverseur — Miscelatore e Telefono con deviatore	10012-MDT

Carbon & Steel



Carbon & Steel S
(Faucet: Cold or Pre-mixed water)



Carbon & Steel M
(Faucet Mixer: Hot/Cold water)

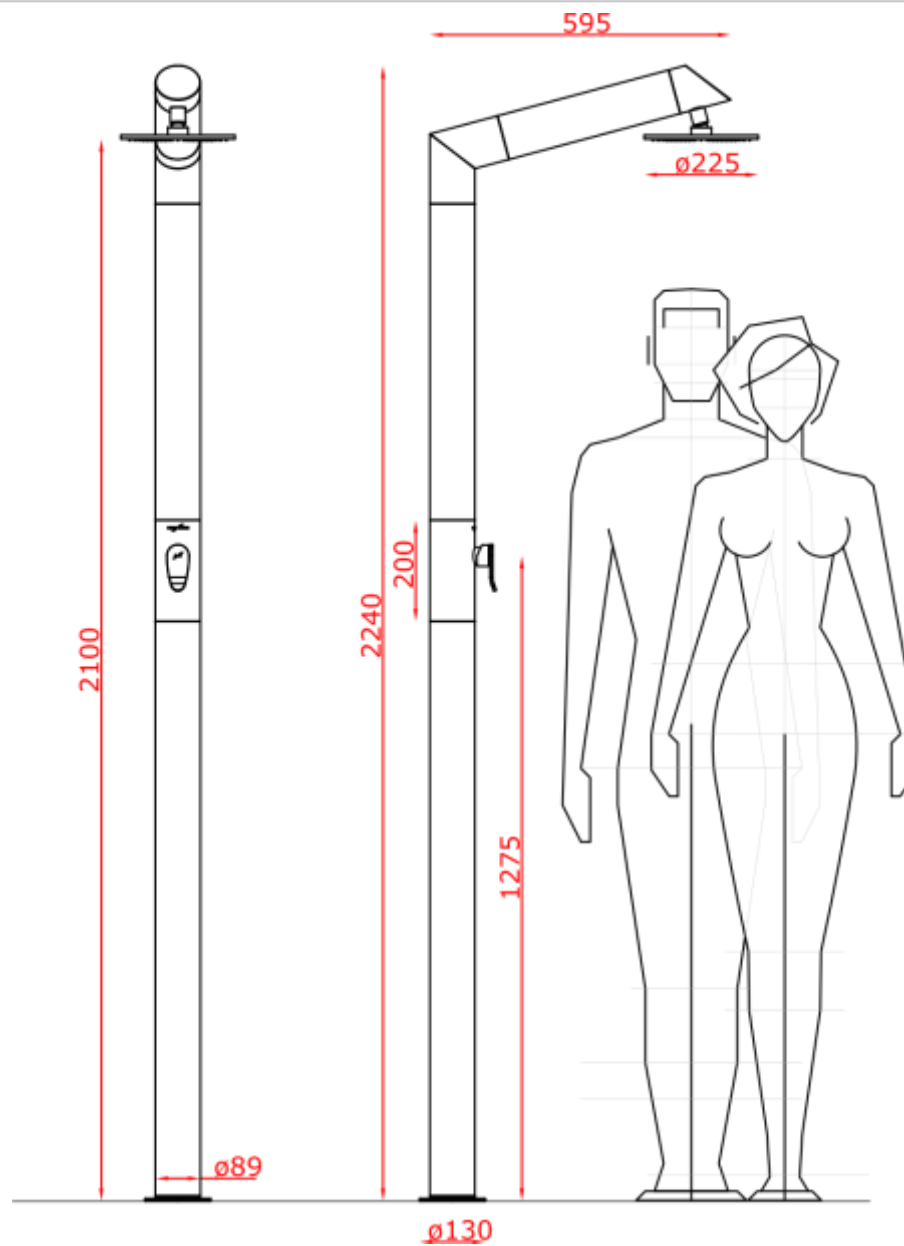


Carbon & Steel MDT
(Faucet Mixer + Hand shower with Diverter)



Carbon & Steel YC M
(For mounting on cap rails, steps, walls, with Faucet Mixer)


Carbon & Steel



Full Carbon

Carbon fiber shower with foot made of Stainless steel AISI 316L (marine grade steel), manual polishing, Nautical level quality, Bottom plate. — Douche en fibre de carbone avec pied en acier inoxydable AISI 316L, polissage de qualité marine (exécuté à la main), mitigeur, socle. — Doccia in fibra di carbonio con piede in acciaio inox AISI 316L (marine grade steel), lucidatura manuale di qualità nautica, Fondello di rivestimento del piede.

INOX  STYLE[®]



S	Faucet (cold or premixed water) — Robinet (eau froide ou prémélangée) — Rubinetto (acqua fredda o premiscelata)	10014-S
M	Mixer tap (hot/cold water) — Mitigeur (eau chaude/froide) — Miscelatore (acqua calda/fredda)	10014

Full Carbon



Full Carbon S
(Faucet: Cold or Pre-mixed water)

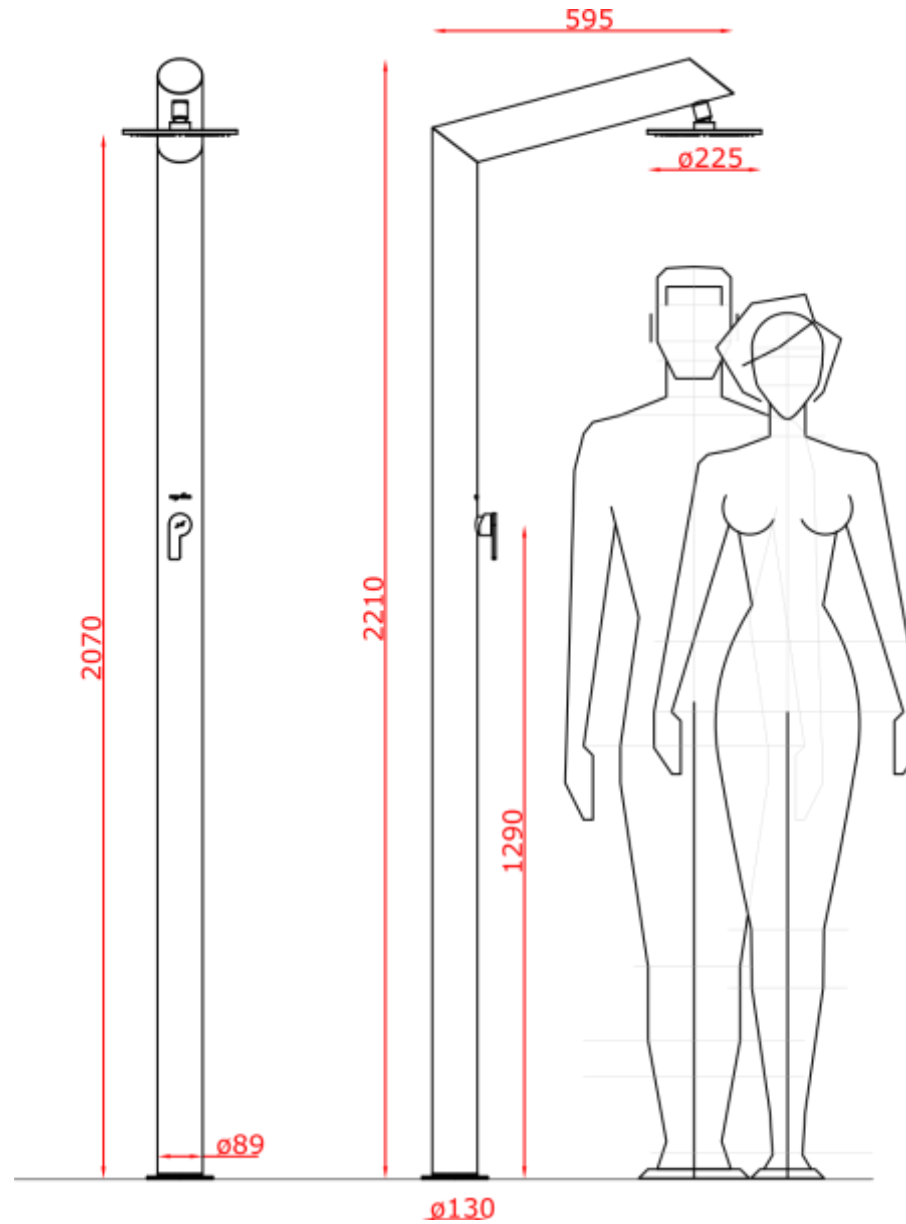


Full Carbon M
(Faucet Mixer: Hot/Cold water)



Full Carbon YC M
(For mounting on cap rails, steps, walls, with Faucet Mixer)

Full Carbon



Tecno Cube Square

Stainless steel Shower AISI 316L (marine grade steel), "thick" (2mm), manual polishing, Nautical level quality, Visible mounting. — Douche en acier inoxydable AISI 316L (grade marin), épaisseur 2mm, polissage de qualité marine (exécuté à la main), socle. — Doccia in acciaio inox AISI 316L (marine grade steel) "grosso spessore" (2mm), lucidatura manuale di qualità nautica, Fondello di rivestimento del piede.



S	Faucet (cold or premixed water) — Robinet (eau froide ou prémélangée) — Rubinetto (acqua fredda o premiscelata)	01026
M	Mixer tap (hot/cold water) — Mitigeur (eau chaude/froide) — Miscelatore (acqua calda/fredda)	01026-M



Preludio

Stainless steel Shower AISI 316L (marine grade steel), "thick" (3mm), manual polishing, Nautical level quality.

Douche en acier inoxydable AISI 316L (grade marin), épaisseur 3mm, polissage de qualité marine (exécuté à la main), fixation visible.

Doccia in acciaio inox AISI 316L (marine grade steel) "grosso spessore" (3mm), lucidatura manuale di qualità nautica.

Preludio



E

Electronic Faucet (cold or premixed water) —
Robinet électronique (eau froide ou pré-
mélangée) — Rubinetto Elettronico (acqua fred-
da o premiscelata)

01034



CM

Mixer tap on dedicated column (hot/cold water)
— Mélangeur sur colonne externe (eau chaude/
froide) — Miscelatore su Colonna esterna (acqua
calda/fredda)

01034-M

Preludio

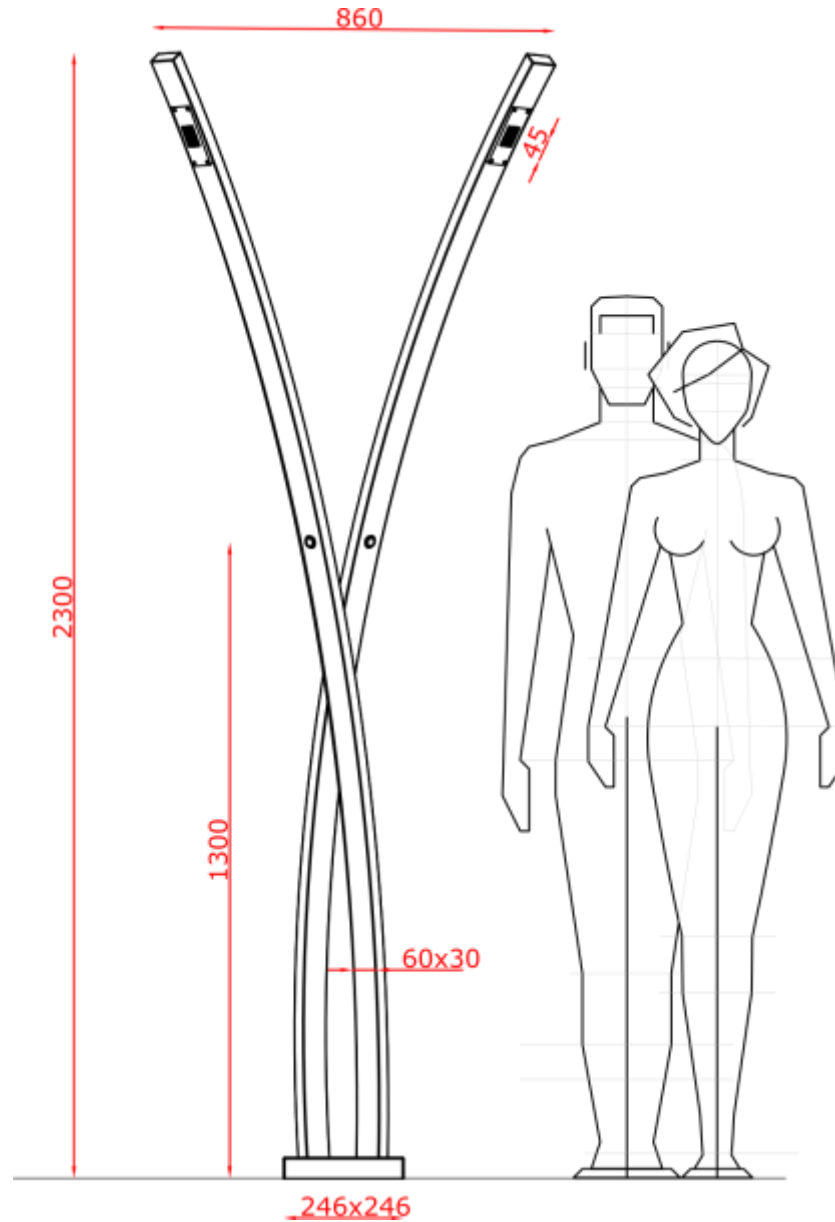


Preludio E
(Button: Cold or Pre-mixed water)



Preludio CM
(Faucet Mixer: Hot/
Cold water)

Preludio





Melody Cylinder








Stainless steel Shower AISI 316L (marine grade steel), "thick" (2mm), manual polishing, Nautical level quality.

Douche en acier inoxydable AISI 316L (grade marin), épaisseur 2mm, polissage de qualité marine (exécuté à la main), socle.

Doccia in acciaio inox AISI 316L (marine grade steel) "grosso spessore" (2mm), lucidatura manuale di qualità nautica, Fondello di rivestimento del piede.

Melody Cylinder



				
		2B	3B	4B
	Beauty	01047-Beauty	01029-Beauty	01055-Beauty
	Disco	01047	01029	01055
	T			L
		51003-U		54003

Taps

S - Faucet (cold or premixed water)

T - Timed flow faucet (cold or premixed water)

L - Footwash with dedicated faucet (cold or premixed water)

Showerheads

Beauty - Stainless steel shower head BEAUTY dia. 225 mm (AISI304)

Disco - Shower head DISCO dia. 200 mm (ABS)

Options de robinets

S - Robinet (eau froide ou prémélangée)

T - Robinet temporisé (eau froide ou pré-mélangée)

L - Rince-pieds avec robinet (eau froide ou pré-mélangée)

Showerheads

Beauty - Douche de tête inox BEAUTY diam. 225 mm (AISI304)

Disco - Douche de tête DISCO diam. 200 mm (ABS)

Opzioni rubinetto

S - Rubinetto (acqua fredda o premiscelata)

T - Rubinetto a tempo (acqua fredda o premiscelata)

L - Lavapiedi con rubinetto dedicato (fredda)

Opzioni soffione

Beauty - Soffione inox Beauty dia. 225 mm (AISI304)

Disco - Soffione Disco dia. 200 mm (ABS)

Melody 2B



Melody 2B Beauty
(Faucet: Cold or Pre-mixed water)



Melody 2B 1L Beauty
(Faucet: Cold or Pre-mixed water)



Melody 2B T Beauty
(Timed-flow Faucet:
Cold or Premixed
water)

Melody 3B



Melody 3B Beauty
(Faucet: Cold or Pre-mixed water)



Melody 3B 3L Beauty
(Faucet: Cold or Pre-mixed water)



Melody 3B T Beauty
(Timed-flow Faucet:
Cold or Premixed
water)

Melody 4B



Melody 4B Beauty
(Faucet: Cold or Pre-mixed water)

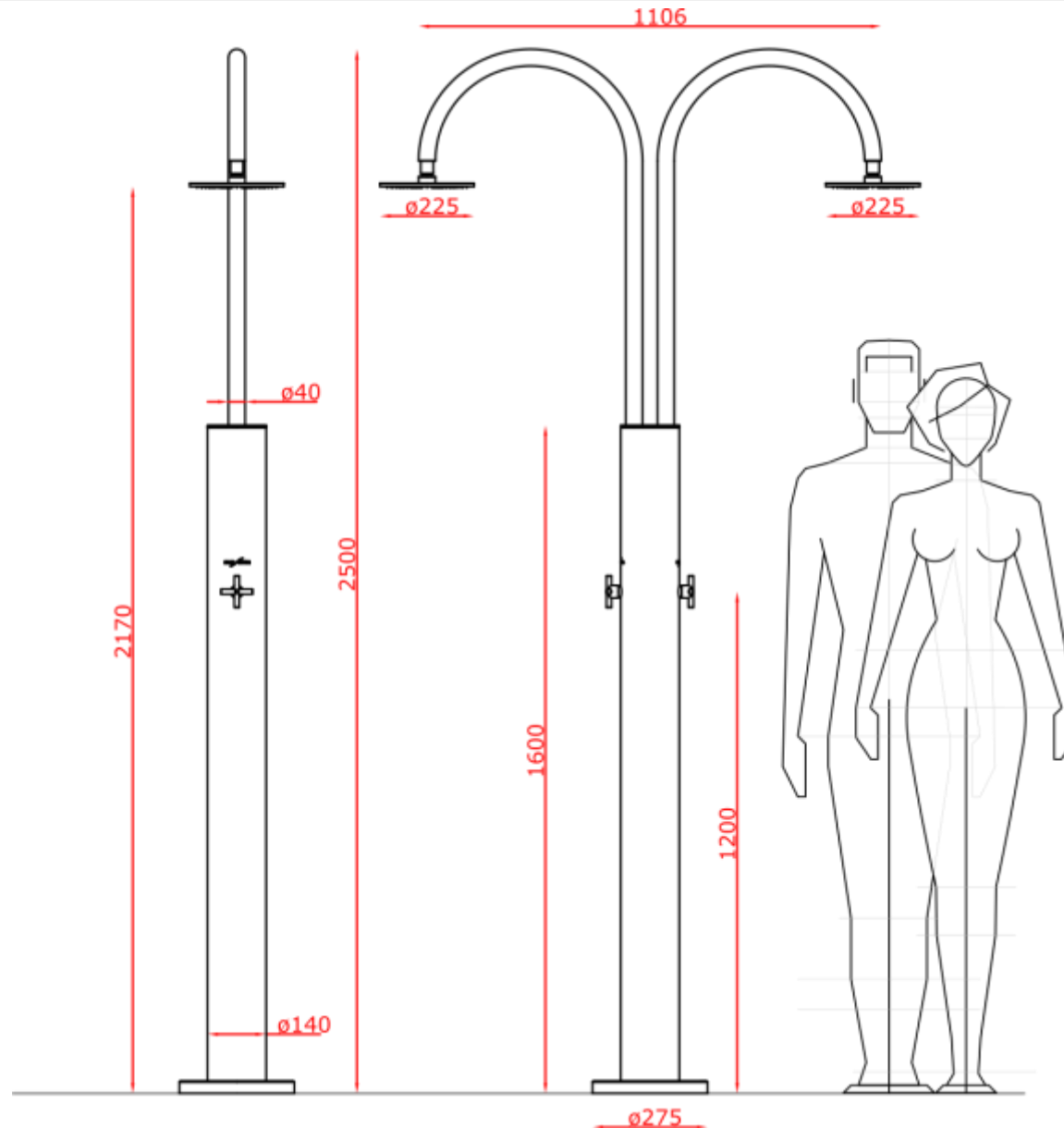


Melody 4B 2L Beauty
(Faucet: Cold or Pre-mixed water)



Melody 4B T Beauty
(Timed-flow Faucet: Cold or Premixed water)







Melody Cylinder



Aurora

Stainless steel Shower AISI 316L (marine grade steel), "thick" (2mm), manual polishing, Nautical level quality.
 — Douche en acier inoxydable AISI 316L (grade marin), épaisseur 2mm, polissage de qualité marine (exécuté à la main), socle. — Doccia in acciaio inox AISI 316L (marine grade steel) "grosso spessore" (2mm), lucidatura manuale di qualità nautica, Fondello di rivestimento del piede.



				
		2B	3B	4B
	Beauty	01001-Beauty	01145-Beauty	01002-Beauty
	Evo	01001-Evo	01145-Evo	01002-Evo
	Disco	01001	01145	01002

Taps

S - Faucet (cold or premixed water)
 T - Timed flow faucet (cold or premixed water)
 L - Footwash with dedicated faucet (cold or premixed water)

Showerheads

Beauty - Stainless steel shower head BEAUTY dia. 225 mm (AISI304)
 Evo - Shower head EVO dia. 200 mm (ABS)
 Disco - Shower head DISCO dia. 200 mm (ABS)

Options de robinets

S - Robinet (eau froide ou prémélangée)
 T - Robinet temporisé (eau froide ou pré-mélangée)
 L - Rince-pieds avec robinet (eau froide ou pré-mélangée)

Showerheads

Beauty - Douche de tête inox BEAUTY diam. 225 mm (AISI304)
 Evo - Douche de tête EVO dia. 200 mm (ABS)
 Disco - Douche de tête DISCO diam. 200 mm (ABS)

Opzioni rubinetto

S - Rubinetto (acqua fredda o premiscelata)
 T - Rubinetto a tempo (acqua fredda o premiscelata)
 L - Lavapiedi con rubinetto dedicato (fredda)

Opzioni soffione

Beauty - Soffione inox Beauty dia. 225 mm (AISI304)
 Evo - Soffione Evo dia. 200 mm (ABS)
 Disco - Soffione Disco dia. 200 mm (ABS)

Tecno Cube 100

Stainless steel Shower AISI 316L (marine grade steel), "thick" (3mm), manual polishing, Nautical level quality, Bottom plate. — Douche en acier inoxydable AISI 316L (grade marin), épaisseur 3mm, polissage de qualité marine (exécuté à la main), socle. — Doccia in acciaio inox AISI 316L (marine grade steel) "grosso spessore" (3mm), lucidatura manuale di qualità nautica, Fondello di rivestimento del piede.

INOX STYLE®



				
		2B	3B	4B
	EvoS	01035-EvoS	01037-EvoS	01147-EvoS
	T			L
		51003-U		54003

Taps

S - Faucet (cold or premixed water)
T - Timed flow faucet (cold or premixed water)
L - Footwash with dedicated faucet (cold or premixed water)

Showerheads

EvoS - Shower head EVO 200 x 200 mm (ABS)

Options de robinets

S - Robinet (eau froide ou prémélangée)
T - Robinet temporisé (eau froide ou pré-mélangée)
L - Rince-pieds avec robinet (eau froide ou pré-mélangée)

Showerheads

EvoS - Douche de tête EVO 200 x 200 mm (ABS)

Opzioni rubinetto

S - Rubinetto (acqua fredda o premiscelata)
T - Rubinetto a tempo (acqua fredda o premiscelata)
L - Lavapiedi con rubinetto dedicato (fredda)

Opzioni soffione

EvoS - Soffione Evo 200 x 200 mm (ABS)

A modern, sleek outdoor shower column stands on a light-colored stone terrace. The column is made of polished stainless steel and features a handheld shower head and a bottom plate. In the background, there is a large swimming pool with clear blue water, a metal railing overlooking the ocean, and several lounge chairs with white cushions. The scene is set against a clear blue sky and a calm sea with a small boat visible in the distance.

Telefono


Stainless steel Column AISI 316L (marine grade steel), manual polishing, Nautical level quality, Handheld shower head, Bottom plate.

1/2 colonne en acier inoxydable AISI 316L (grade marin), polissage de qualité marine (exécuté à la main), douchette, socle.

Colonna in acciaio inox AISI 316L (marine grade steel), lucidatura manuale di qualità nautica, Doccetta Telefono, Fondello di rivestimento del piede.

Telefono

Telefono Ellipse

		
S	M	SO
Faucet (cold or premixed water) — Robinet (eau froide ou prémélangée) — Rubinetto (acqua fredda o premiscelata)	Mixer tap (hot/cold water) — Mitigeur (eau chaude/froide) — Miscelatore (acqua calda/fredda)	Shut-off switch (cold or premixed water) — Bouton (eau froide ou pré-mélangée) — Pulsante (acqua fredda o premiscelata)
04023	04023-M	04013


M
Mixer tap (hot/cold water) — Mitigeur (eau chaude/froide) — Miscelatore (acqua calda/fredda)
04025



Telefono S
(Faucet: Cold or Pre-mixed water)

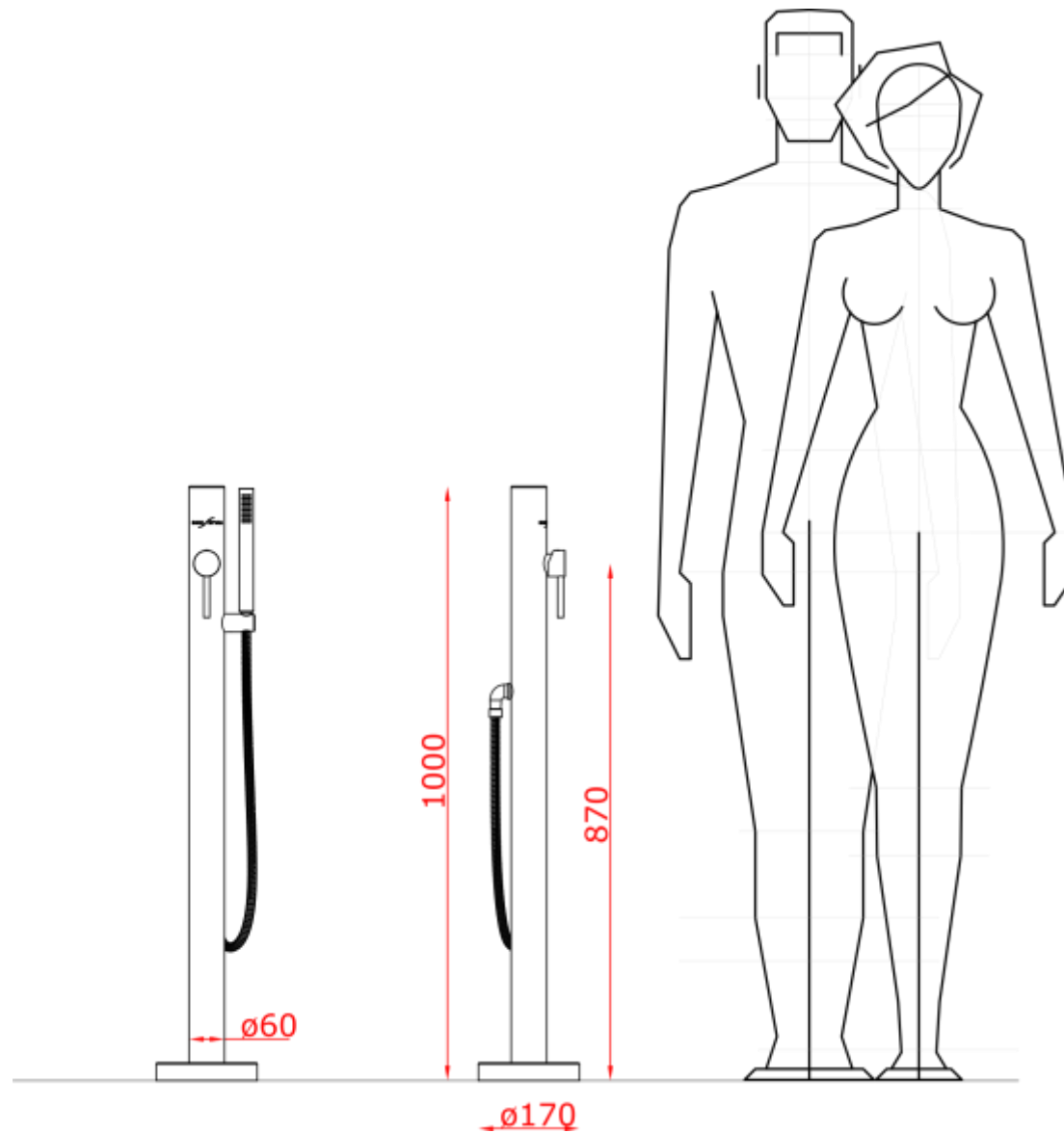


Telefono M
(Faucet Mixer: Hot/Cold water)



Telefono Shut-off
(Faucet: Cold or Pre-mixed water)

Telefono



Telefono Cube




Stainless steel Column AISI 316L (marine grade steel), manual polishing, Nautical level quality, Handheld shower head, Bottom plate.

1/2 colonne en acier inoxydable AISI 316L (grade marin), polissage de qualité marine (exécuté à la main), douchette, socle.


Colonna in acciaio inox AISI 316L (marine grade steel), lucidatura manuale di qualità nautica, Doccetta Telefono, Fondello di rivestimento del piede.




Telefono Cube

		
S	M	SO
Faucet (cold or premixed water) — Robinet (eau froide ou prémélangée) — Rubinetto (acqua fredda o premiscelata)	Mixer tap (hot/cold water) — Mitigeur (eau chaude/froide) — Miscelatore (acqua calda/fredda)	Shut-off switch (cold or premixed water) — Bouton (eau froide ou pré-mélangée) — Pulsante (acqua fredda o premiscelata)
04024	04024-M	04014

Telefono Cube



Telefono Cube S
(Faucet: Cold or Pre-mixed water)

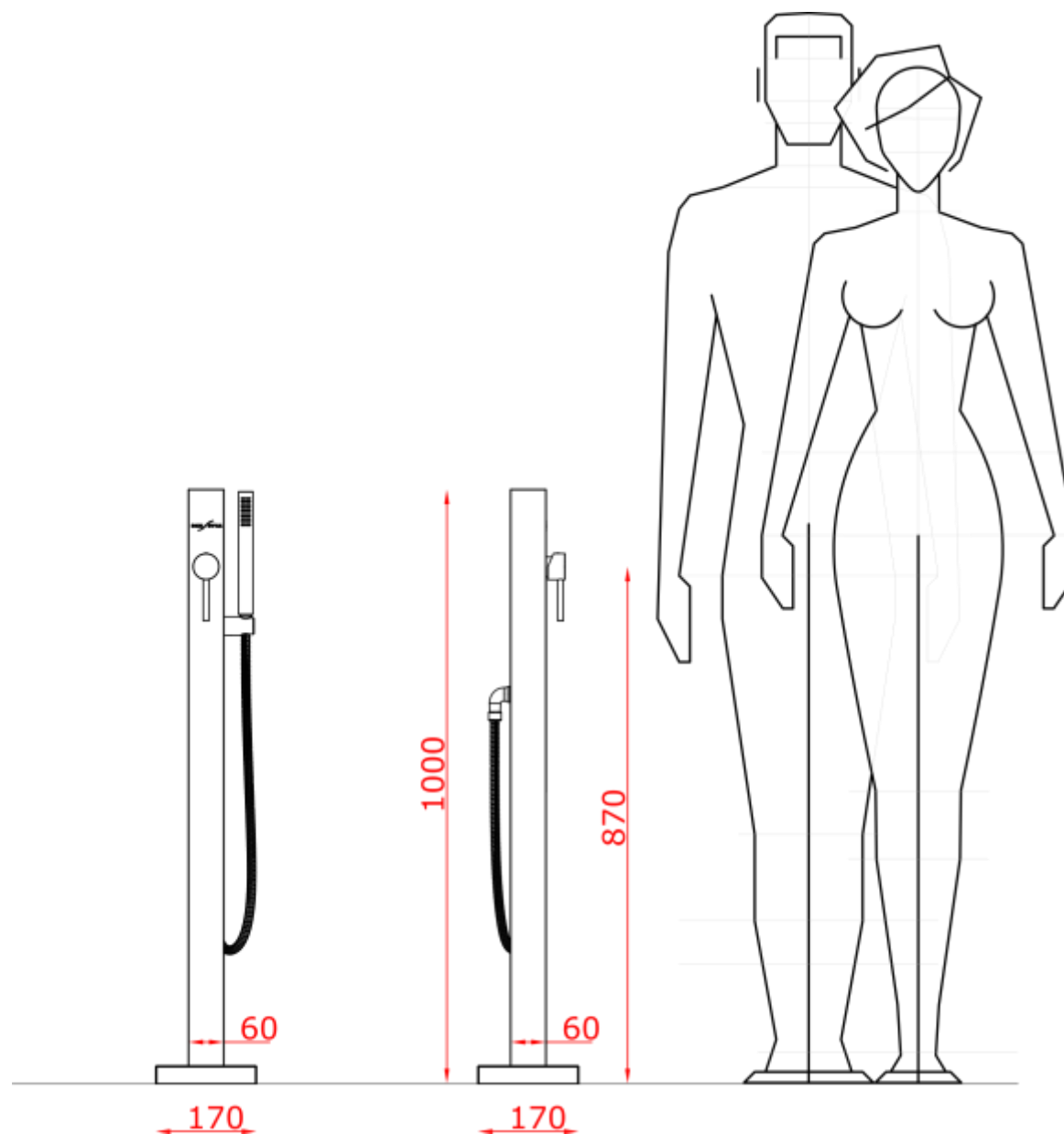


Telefono Cube M
(Faucet Mixer: Hot/Cold water)



Telefono Cube Shut-off
(Faucet: Cold or Pre-mixed water)

Telefono Cube



Saturnia

Pellicano

			
Saturnia	Saturnia Cube	Saturnia L	Saturnia Cube L
05002	05001	05002.L	05001.L



	
Pellicano	Pellicano Cube
06009	06032

Niagara

Colorado

Stainless steel Column AISI 316L (marine grade steel), manual polishing, Nautical level quality

Stainless steel Column AISI 316L (marine grade steel), manual polishing, Nautical level quality



Cylinder

Cube

Rio

Colorado

05009

05021

05029

05030



Viareggio

WALL MOUNTING



Viareggio

09009



Faucet
51049.S



Mixer Faucet
51049.M



Mixer Faucet + Diverter
51049.MD



Foot shower
51049.L



Hand shower
51049.T



Faucet + Outlet
51049.U



Faucet + Foot shower
51049.SL



Sorrento

WALL MOUNTING



Sorrento

09010



Faucet
51050.S



Mixer Faucet
51050.M



Mixer Faucet + Diverter
51050.MD



Foot shower
51050.L



Hand shower
51050.T



Faucet + Outlet
51050.U



Faucet + Foot shower
51050.SL



Inox

WALL MOUNTING



Ischia R

09006-R



Ischia Q

09006-Q



Amalfi R

09004-R



Amalfi Q

09004-Q



Arco

09002



Forte dei Marmi Beauty

09003-Beauty




Zig

09001



Mix Inox O

51030



Mix Inox R

51031














Mix Inox RS

51032



Carbon

WALL MOUNTING

	Capri R		Sanremo R		Carbon O
	09005-R		09008-R		51035
	Capri Q		Sanremo Q		Carbon Q
	09005-Q		09008-Q		51039
	Portofino R				Carbon R
	09007-R				51037
	Portofino Q				Carbon RS
	09007-Q				51036
					Carbon T
					51038



Inoxstyle Srl
Via Don Romeo Domenichini, 89
55041 Camaiore (LU) - Italia

+39 (0)584 1716108
info@inoxstyle.com

inoxstyle.com

Copyright 2012-2021 Inoxstyle Srl

Trademarks, designs and models of the products presented in this document are registered and deposited by Inoxstyle Srl.
Les marques, dessins et modèles des produits présentés dans le document sont déposés par Inoxstyle Srl.

I marchi, i disegni e modelli dei prodotti presentati nel documento sono registrati e depositati da Inoxstyle Srl.